



28 Executive Drive, Norwalk, OH 44857 | 419-668-1652 | information@huroncohealth.com

## WEEKLY INFLUENZA SURVEILLANCE REPORT Jan 9, 2022 – Jan 15, 2022 (MMWR Week 2)

### Highlights

- There were 0 positive flu tests this week and 0 flu hospitalizations.
- According to the CDC, Ohio flu activity is listed as moderate. Flu activity across the country is increasing significantly. Please see the CDC graphic at the end of this report.
- Flu hospitalizations are increasing in Ohio, especially in the western portion of the state.
- Flu shots are now available for the 2021-2022 flu season.

### Flu in Huron County

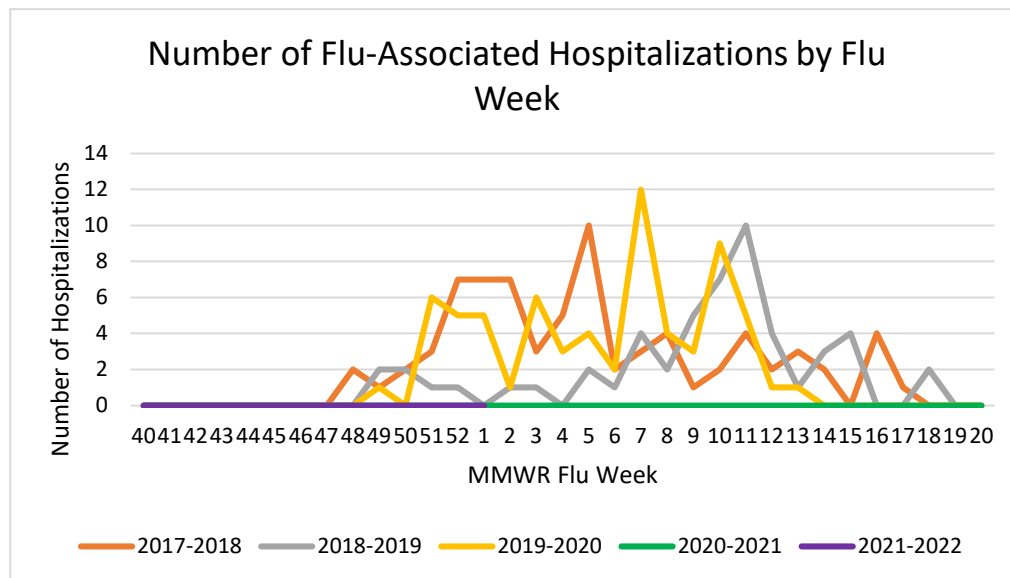
Influenza (flu) Indicator	Current Activity Level	Last Week's Activity Level	Number of Weeks for Trend	This Week Last Year (2021)
Flu Associated Hospitalizations	0	0	● 14	0
Number of positive Flu Tests	0	0	● 1	0

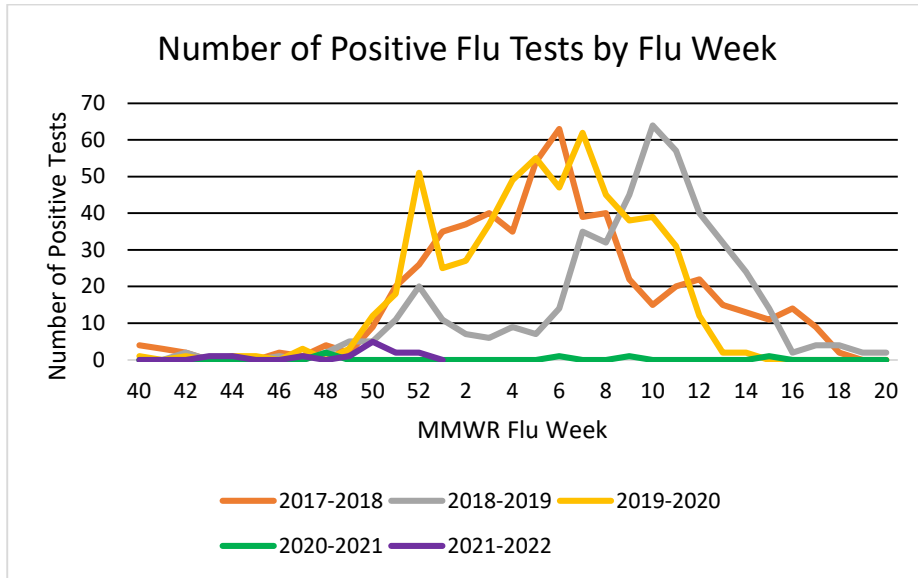
<sup>1</sup>Interpret with caution. Indicators with small numbers subject to large weekly percentage fluctuations.

<sup>2</sup>Number of weeks "▲" = Increase (>10%), "▼" = Decrease (>10%), "●" = Stable (-10% to +10%).

**Flu Associated Hospitalizations-** There were 0 Flu Associated Hospitalizations this week. This data is received through the Ohio Disease Reporting System, based on onset date.

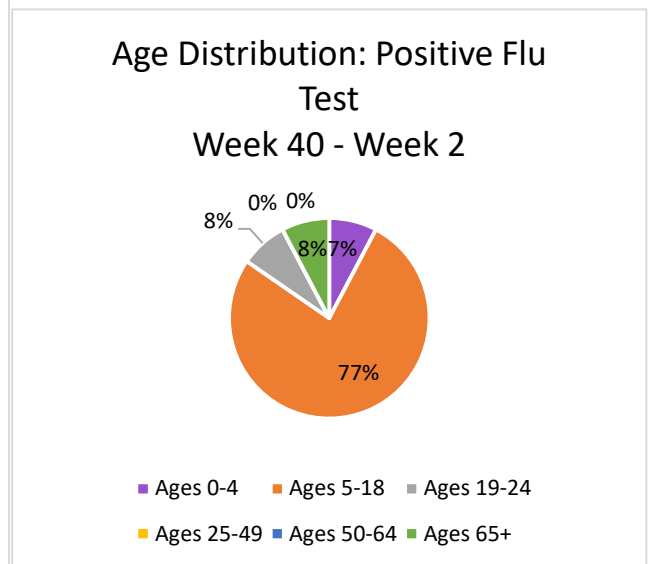
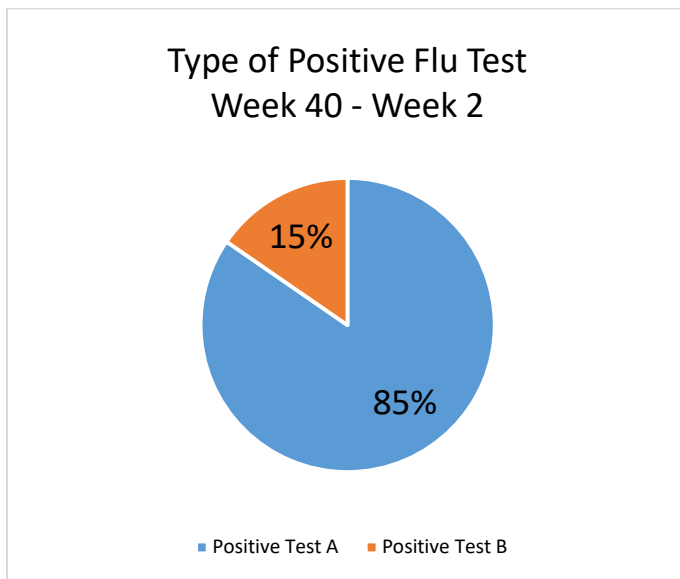
**Number of positive flu tests -** There were 0 positive flu antigen test reported to Huron County Public Health by hospitals this week.

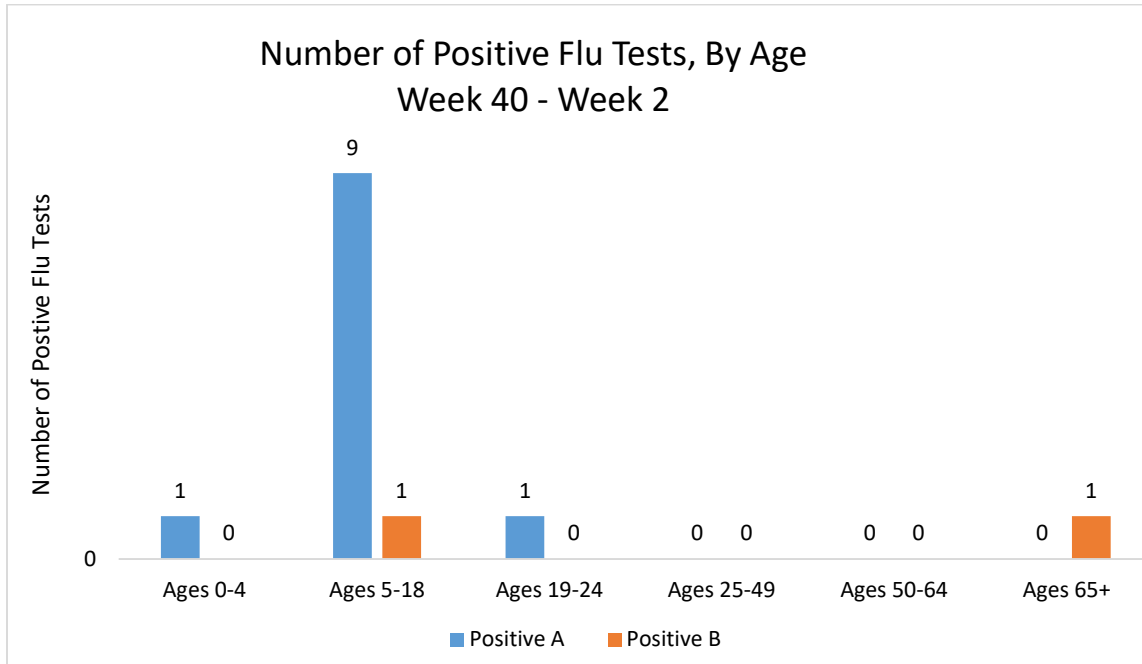




### *Week 2 Positive Flu Tests, Age Distribution*

Flu Tests	Count (Age 0-4)	Count (Age 5-18)	Count (Age 19-24)	Count (Age 25-49)	Count (Age 50-64)	Count (Age 65+)
Tests completed	11	16	2	5	11	14
Positive A	0	0	0	0	0	0
Positive B	0	0	0	0	0	0





Cumulative Influenza Numbers to date	2019	2020	2021	2022
Influenza Associated Hospitalizations (IAH) Reported by Admission Year <sup>3</sup>	61	56	0	0
IAH Comparison by flu season week (October-May or weeks 40-20). Current season (2021-2022)	<b>2018-2019</b> 53	<b>2019-2020</b> 68	<b>2020-2021</b> 0	<b>2021-2022</b> 0

**Cumulative Influenza Numbers to date-** In 2022, there have been 0 influenza associated hospitalizations. There are 0 influenza associated hospitalizations for the 2021-2022 Influenza season. This data is received from the Ohio Disease Reporting System.

