



28 Executive Drive, Norwalk, OH 44857 | 419-668-1652 | [information@huroncohealth.com](mailto:information@huroncohealth.com)

## WEEKLY INFLUENZA SURVEILLANCE REPORT Feb 12, 2023 – Feb 18, 2023 (MMWR Week 7)

### Highlights

- There was 1 positive flu test this week and 0 flu hospitalizations.
- According to the CDC, Ohio is now listed as minimal flu activity
- Flu shots are currently available.

### Flu in Huron County

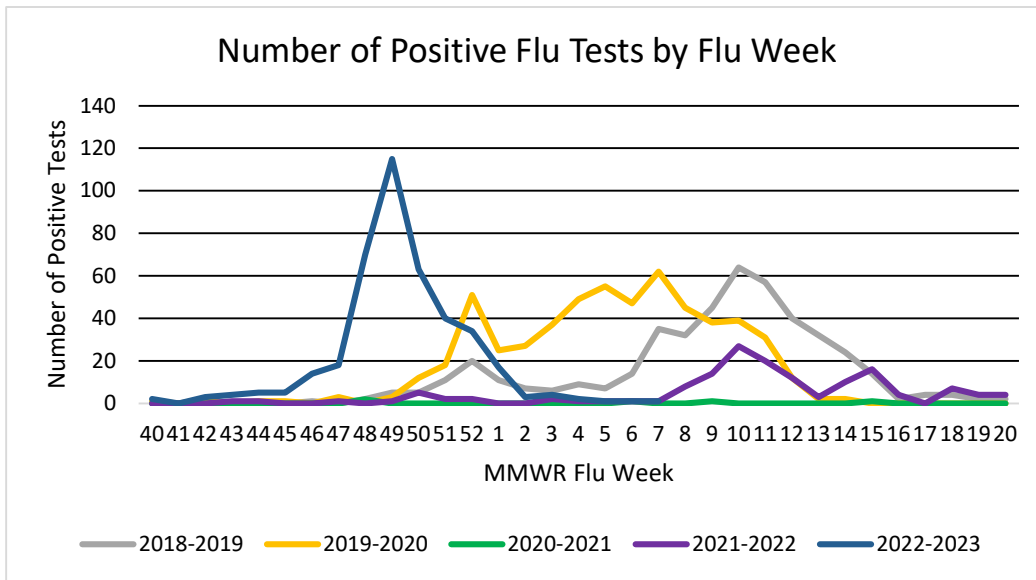
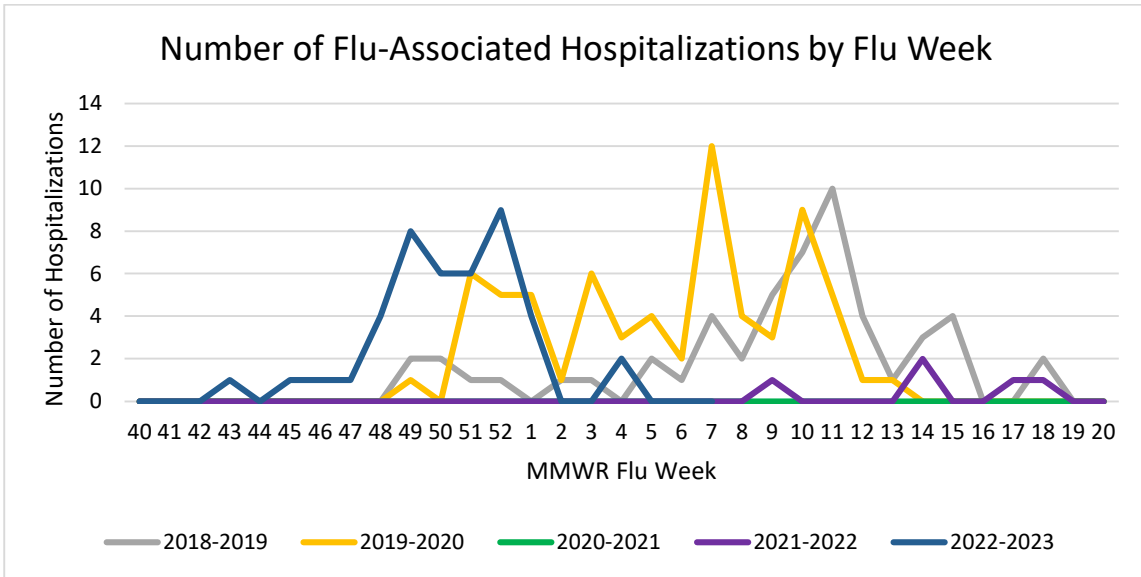
Influenza (flu) Indicator	Current Activity Level	Last Week's Activity Level	Number of Weeks for Trend	This Week Last Year (2022)
Flu Associated Hospitalizations	0	0	● 2	0
Number of positive Flu Tests	1	1	● 2	1

<sup>1</sup>Interpret with caution. Indicators with small numbers subject to large weekly percentage fluctuations.

<sup>2</sup>Number of weeks "▲" = Increase (>10%), "▼" = Decrease (>10%), "●" = Stable (-10% to +10%).

**Flu Associated Hospitalizations-** There were 0 Flu Associated Hospitalizations this week. This data is received through the Ohio Disease Reporting System, based on reporting date. Hospitalizations include Huron County residents who are tested and hospitalized outside the county,

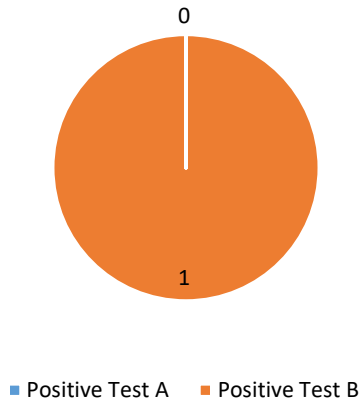
**Number of positive flu tests -** There was 1 positive flu antigen test reported to Huron County Public Health by hospitals this week and doctors' offices.



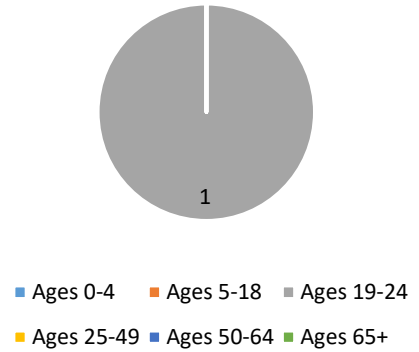
### *Week 7 Positive Flu Tests, Age Distribution*

Flu Tests	Count (Age 0-4)	Count (Age 5-18)	Count (Age 19-24)	Count (Age 25-49)	Count (Age 50-64)	Count (Age 65+)
Tests completed	19	18	5	17	10	15
Positive A	0	0	0	0	0	0
Positive B	0	0	1	0	0	0

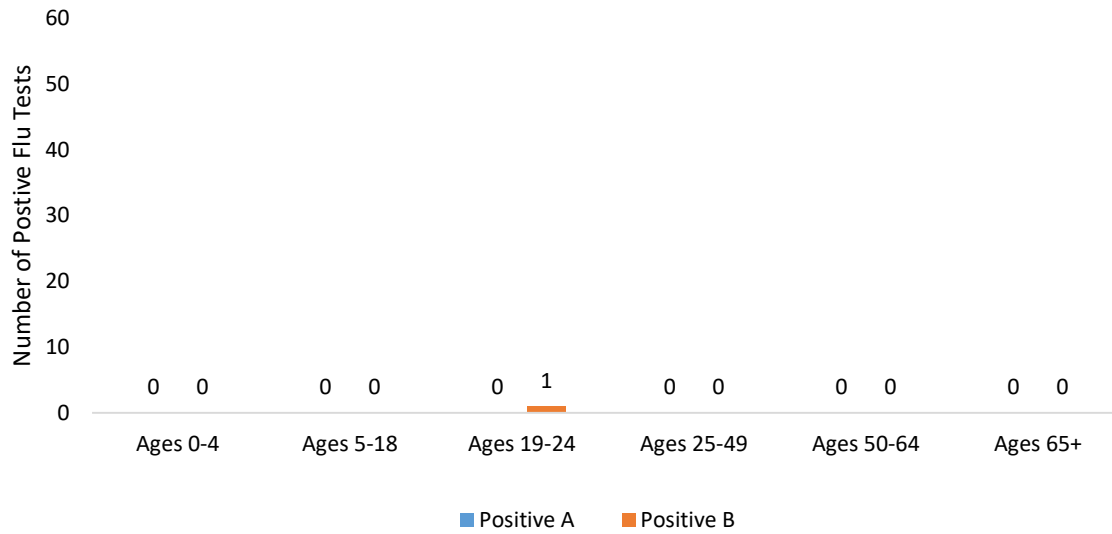
Type of Positive Flu Test  
Week 7

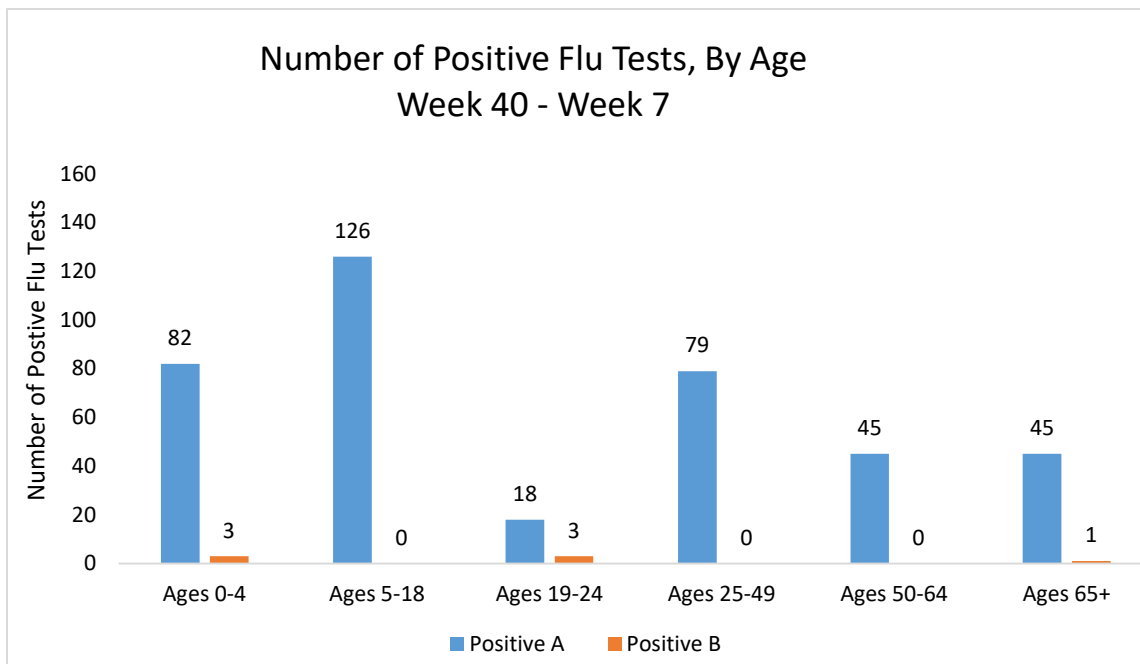
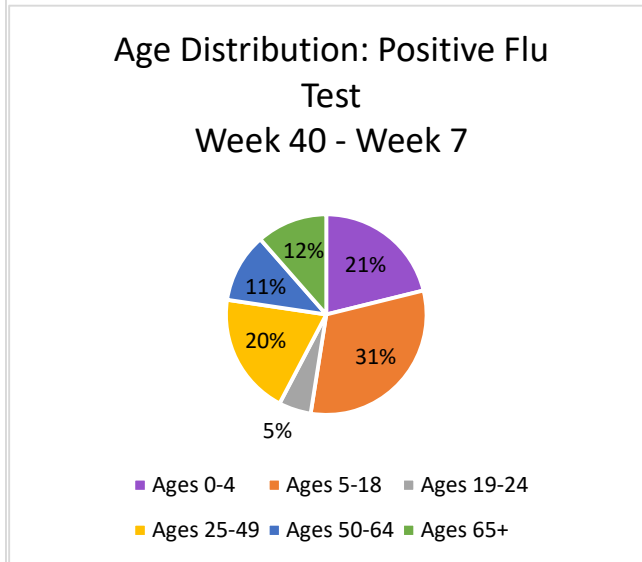
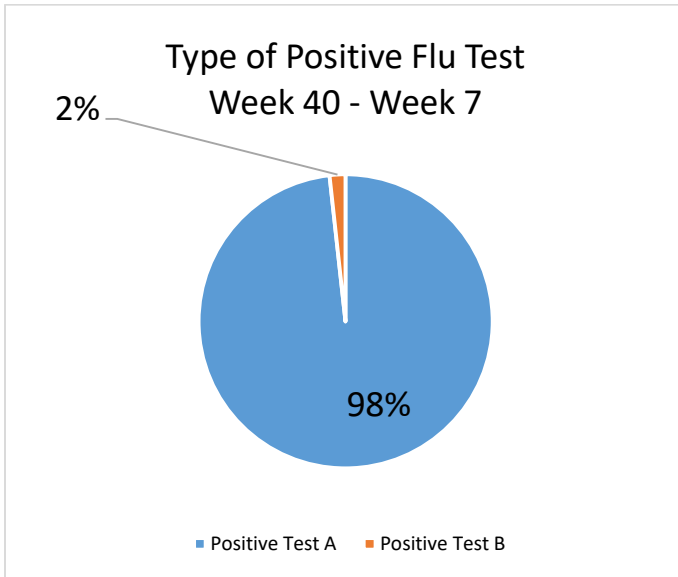


Age Distribution: Positive Flu  
Test  
Week 7



Number of Positive Flu Tests, By Age  
Week 7





Cumulative Influenza Numbers to date	2020	2021	2022	2023
Influenza Associated Hospitalizations (IAH) Reported by Admission Year <sup>3</sup>	56	0	42	6
IAH Comparison by flu season week (October-May or weeks 35-20). Current season (2022-2023)	<b>2019-2020</b> 68	<b>2020-2021</b> 0	<b>2021-2022</b> 5	<b>2022-2023</b> 43

**Cumulative Influenza Numbers to date-** In 2023, there have been 6 influenza associated hospitalizations. There are 43 influenza associated hospitalizations for the 2022-2023 Influenza season. This data is received from the Ohio Disease Reporting System.

