



28 Executive Drive, Norwalk, OH 44857 | 419-668-1652 | information@huroncohealth.com

WEEKLY INFLUENZA SURVEILLANCE REPORT Dec 25, 2022 – Dec 31, 2022 (MMWR Week 52)

HCPH has received reports that some reporting facilities are experiencing low availability of rapid flu tests. Any comparison with reported flu cases in prior weeks should be done with caution.

Highlights

- There were 34 positive flu tests this week and 9 flu hospitalizations.
- According to the CDC, Ohio continues as **"VERY HIGH"** flu activity
- Flu shots are currently available.

Flu in Huron County

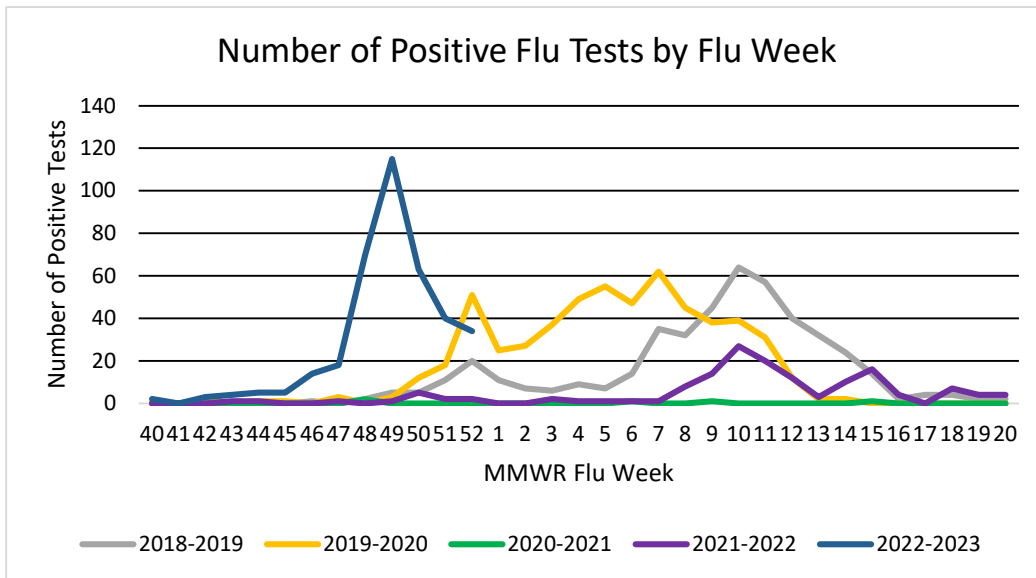
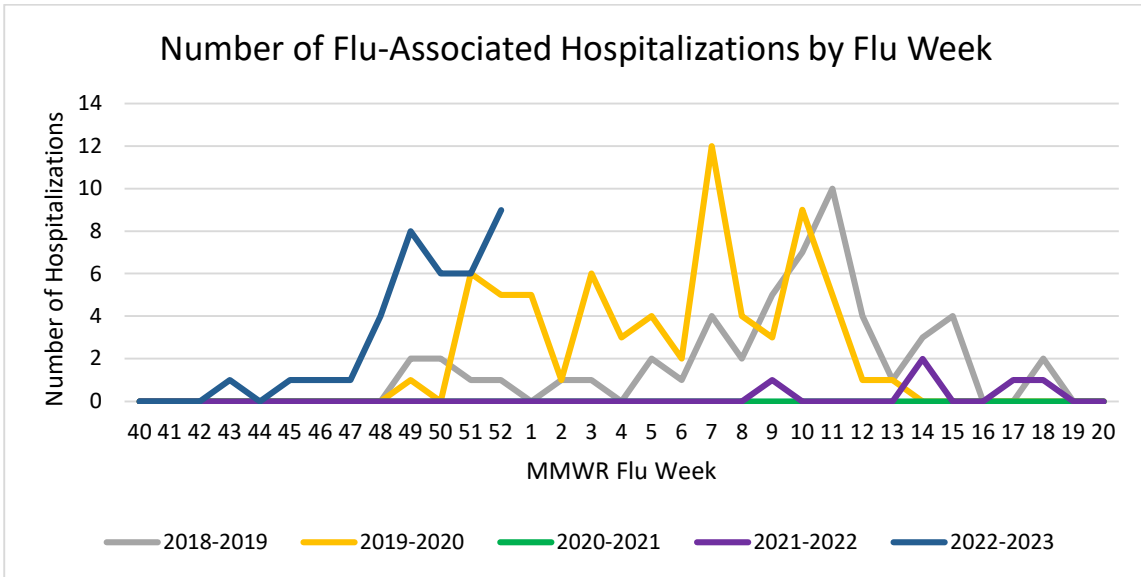
Influenza (flu) Indicator	Current Activity Level	Last Week's Activity Level	Number of Weeks for Trend	This Week Last Year (2021)
Flu Associated Hospitalizations	9	6	▲ 1	0
Number of positive Flu Tests	34	40	▼ 3	2

¹Interpret with caution. Indicators with small numbers subject to large weekly percentage fluctuations.

²Number of weeks "▲" = Increase (>10%), "▼" = Decrease (>10%), "●" = Stable (-10% to +10%).

Flu Associated Hospitalizations- There were 9 Flu Associated Hospitalizations this week. This data is received through the Ohio Disease Reporting System, based on reporting date.

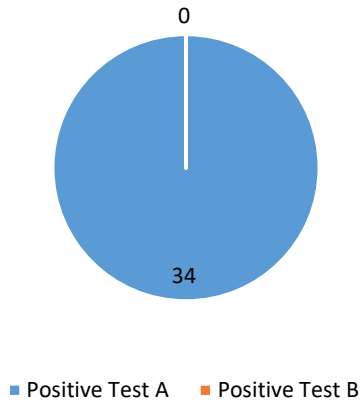
Number of positive flu tests - There were 34 positive flu antigen tests reported to Huron County Public Health by hospitals this week and doctors' offices.



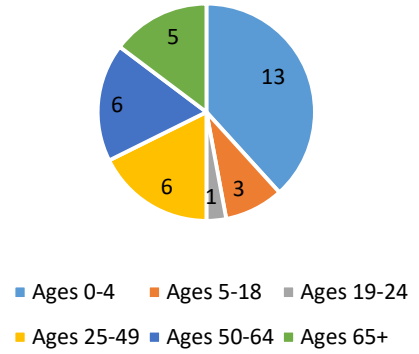
Week 52 Positive Flu Tests, Age Distribution

Flu Tests	Count (Age 0-4)	Count (Age 5-18)	Count (Age 19-24)	Count (Age 25-49)	Count (Age 50-64)	Count (Age 65+)
Tests completed	27	9	6	26	26	45
Positive A	13	3	1	6	6	5
Positive B	0	0	0	0	0	0

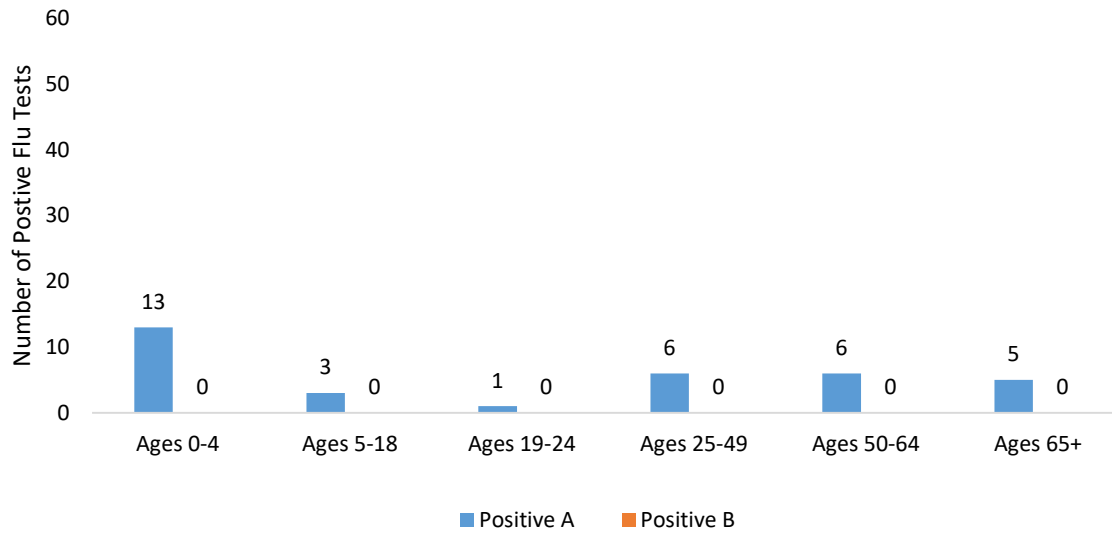
Type of Positive Flu Test
Week 52

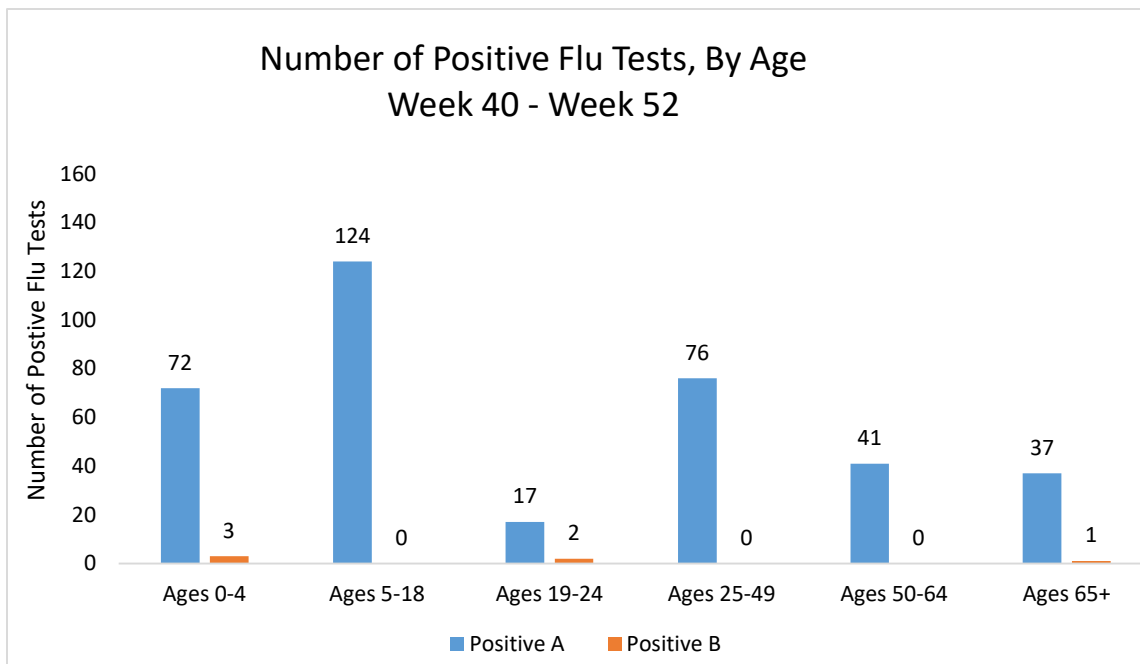
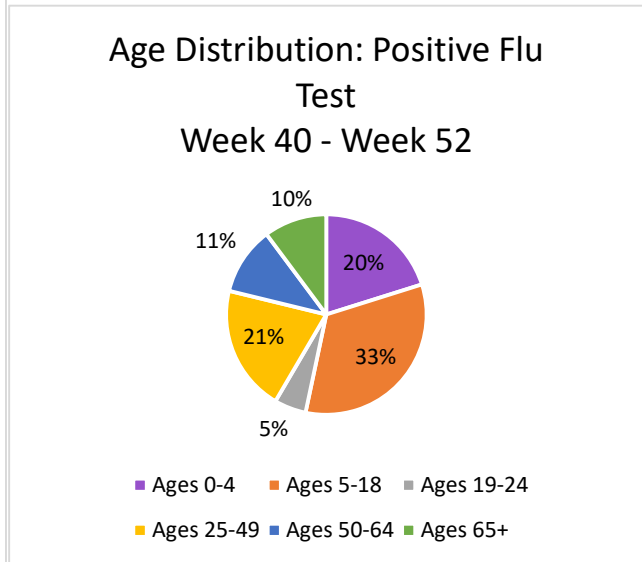
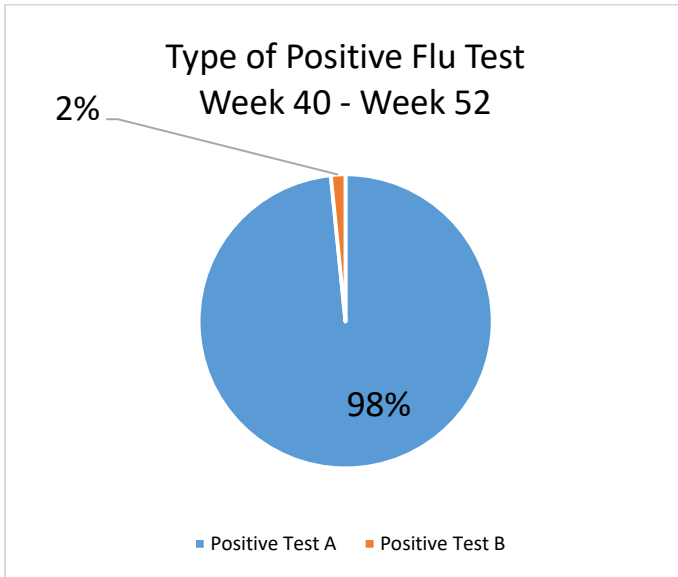


Age Distribution: Positive Flu Test
Week 52



Number of Positive Flu Tests, By Age
Week 52





Cumulative Influenza Numbers to date	2019	2020	2021	2022
Influenza Associated Hospitalizations (IAH) Reported by Admission Year ³	61	56	0	42
IAH Comparison by flu season week (October-May or weeks 35-20). Current season (2022-2023)	2019-2020 68	2020-2021 0	2021-2022 5	2022-2023 37

Cumulative Influenza Numbers to date- In 2022, there have been 42 influenza associated hospitalizations. There are 337 influenza associated hospitalizations for the 2022-2023 Influenza season. This data is received from the Ohio Disease Reporting System.

