

# Huron County Public Health

---

## Huron County Public Health COVID-19 Weekly Update

*February 7, 2022*

### **Report Summary**

This report covers Huron County's COVID-19 update for the reporting period of 1/28/2022 -2/3/2022 but is delayed being released due to inclement weather-related closings on 2/3/22 and 2/4/22. The reporting period (1/28/2022-2/3/2022) has recorded a case count of 172 cases, which is a significant decrease from 341 for the previous reporting period. The average age of cases for this reporting period has increased from 40 to 43, with the highest number of cases for this week reported in the 31-40 age group. All Huron County zip codes reported cases this week with the highest infection rate in the New London (44851) zip code.

**Please Note:** Case counts included in this report are estimates for the reporting period based on reports generated from the Ohio Department of Health (ODH)'s Ohio Disease Reporting System (ODRS). These data may be impacted by several factors, including but not limited to:

- Lack of reporting individual cases (for example, if a self-administered at-home test kit results positive but individual case information is not reported to HCPH or recorded in the ODRS, this case will not be counted by ODH or included in this report); and
- Reporting delays with the electronic reporting of cases, especially during surge periods.

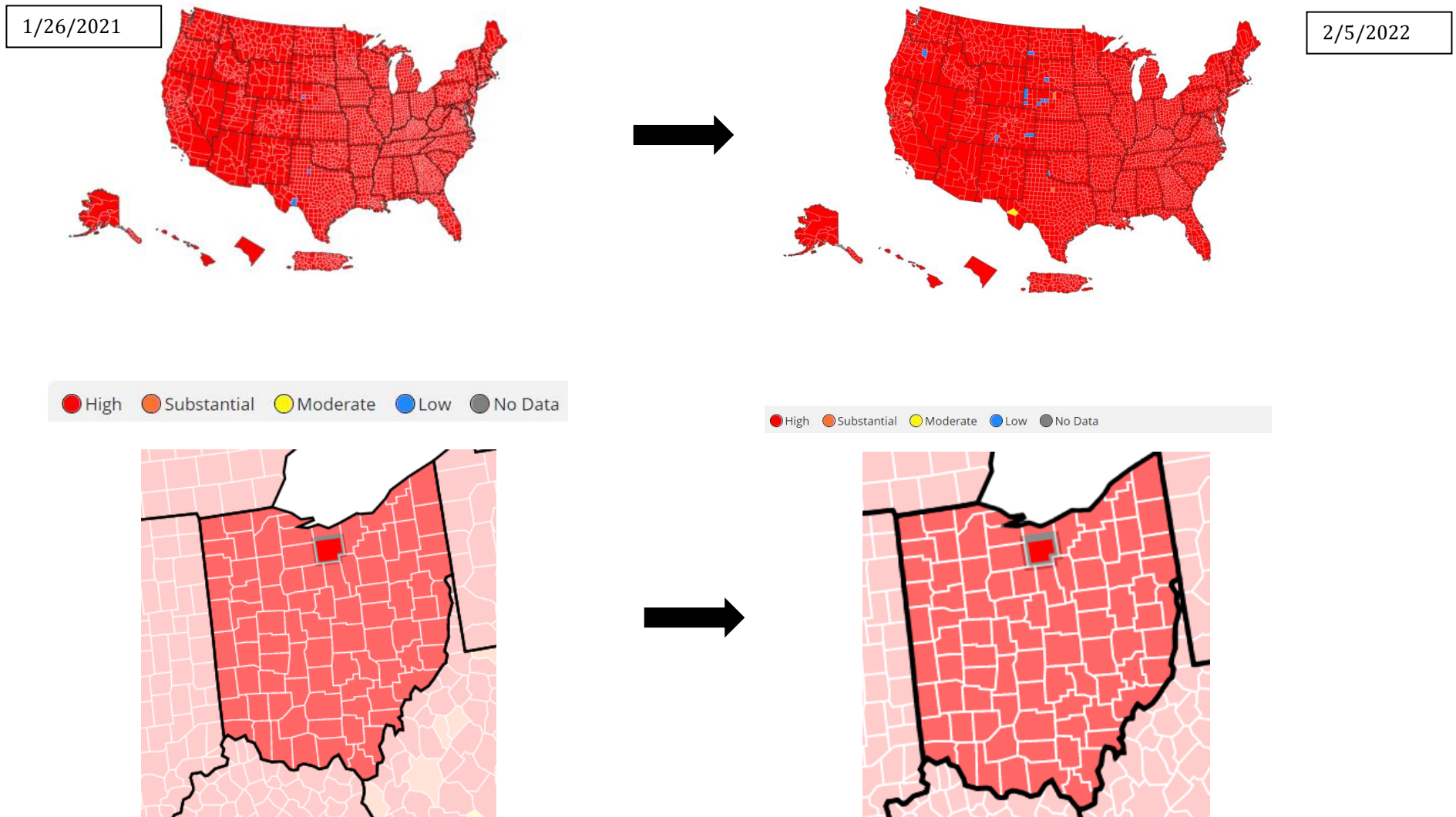
Other notable updates this week include:

- The Ohio Department of Health recently released updated recommendations to local health departments to shift from universal case investigation and contact tracing to a cluster/outbreak model. The full guidance can be found at: <https://odh.ohio.gov/static/docs/memo-contact-tracing-final-012622.pdf>.
- The Centers for Disease Control and Prevention (CDC) has recently updated COVID-19 quarantine and isolation guidelines; the CDC's website page, last updated January 27, 2022, details what to do in the event of exposure to COVID-19 or if you have tested positive for COVID-19, regardless of vaccination status. The updated guidance can be found at <https://www.cdc.gov/coronavirus/2019-ncov/your-health/quarantine-isolation.html>.
- The CDC has also recently updated its recommendations for boosters. The updated guidance on CDC's webpage, last updated February 2, 2022, can be found at <https://www.cdc.gov/coronavirus/2019-ncov/vaccines/booster-shot.html>.

## COVID-19 Case Data

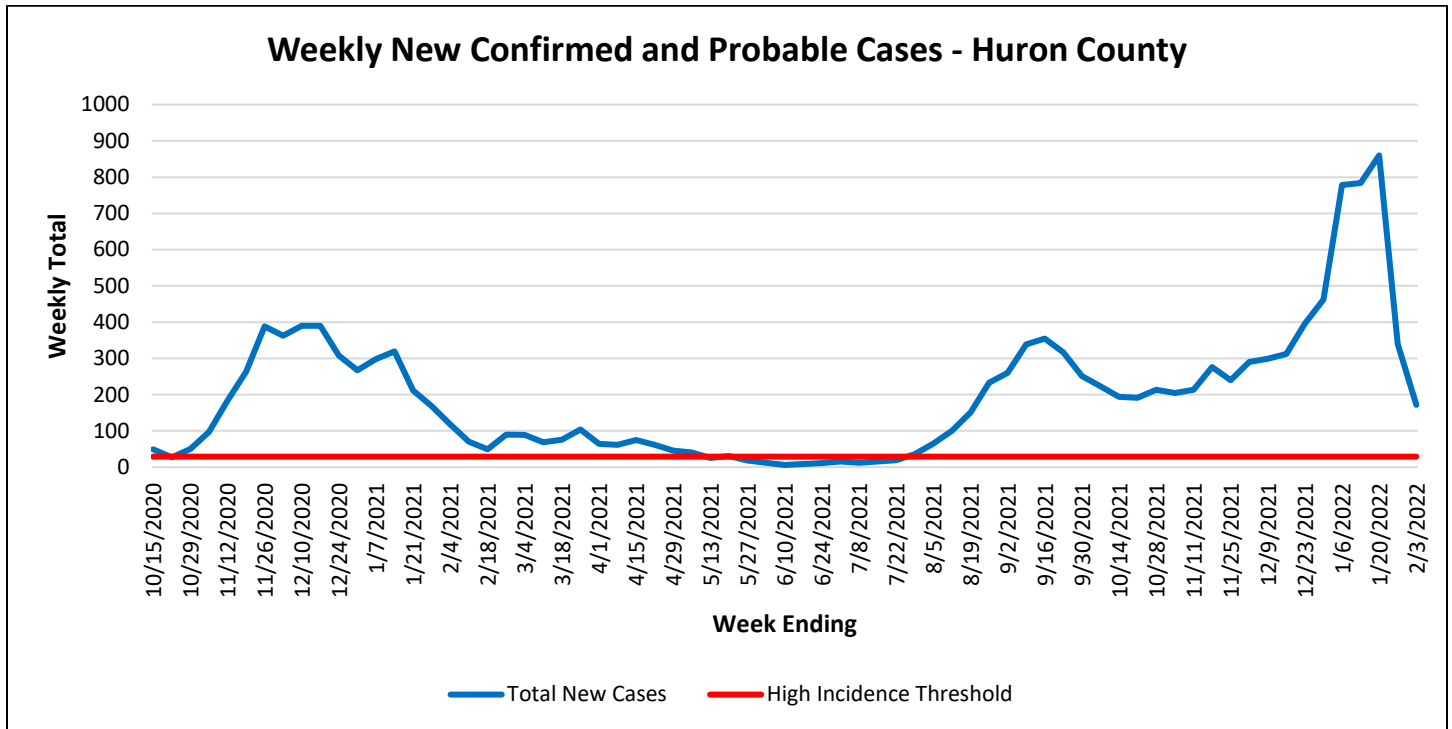
### U.S. Overview

The images below were taken from CDC's COVID Data Tracker – COVID-19 Integrated County View at: <https://covid.cdc.gov/covid-data-tracker/#county-view>. This database provides an integrated, county view of key data for monitoring COVID-19 throughout the U.S. in a standardized format with various colors indicating levels of community transmission. The two sets of images below demonstrate the change from 1/26/2022-2/5/2022. As of 2/5/2022, Huron County remains at a **high** level of transmission. With high transmission, **CDC is recommending even individuals who are fully vaccinated to wear a mask in public indoor settings.**



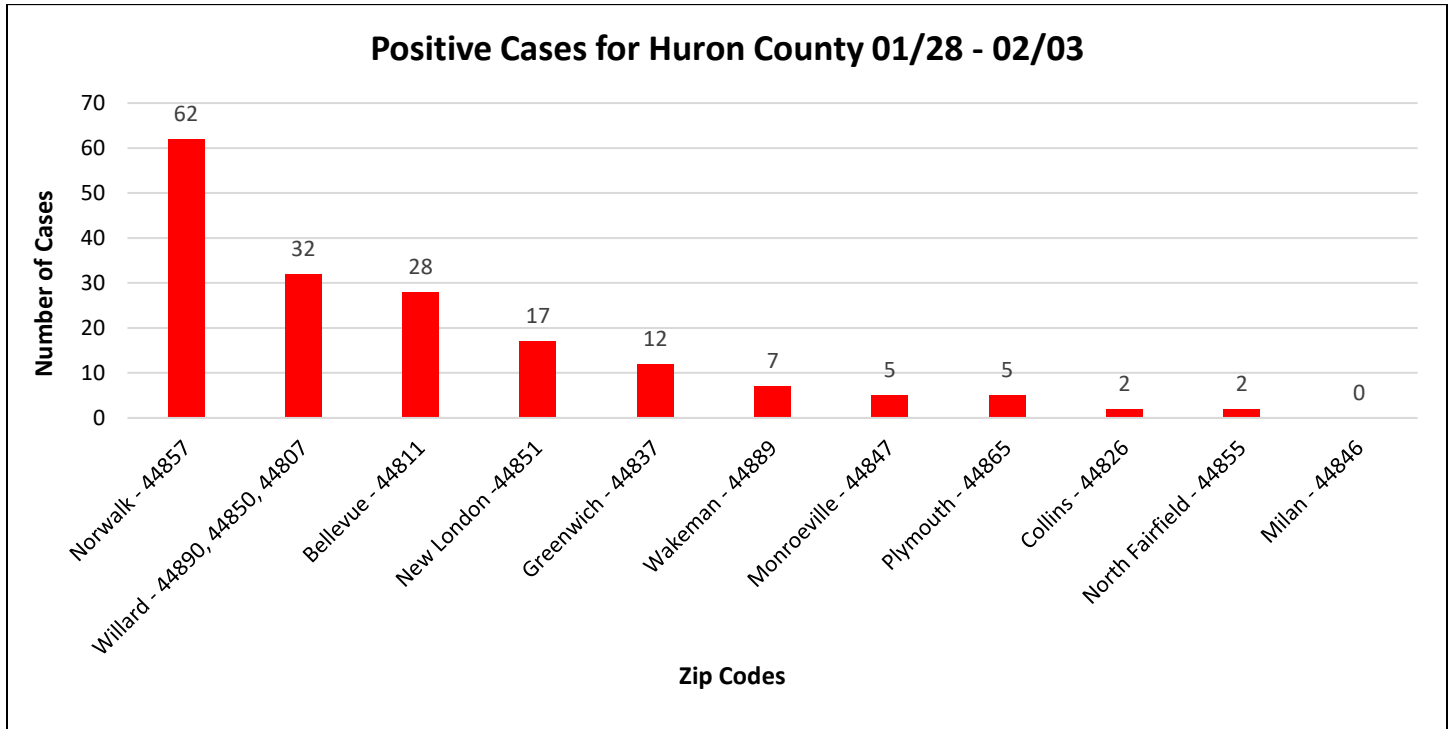
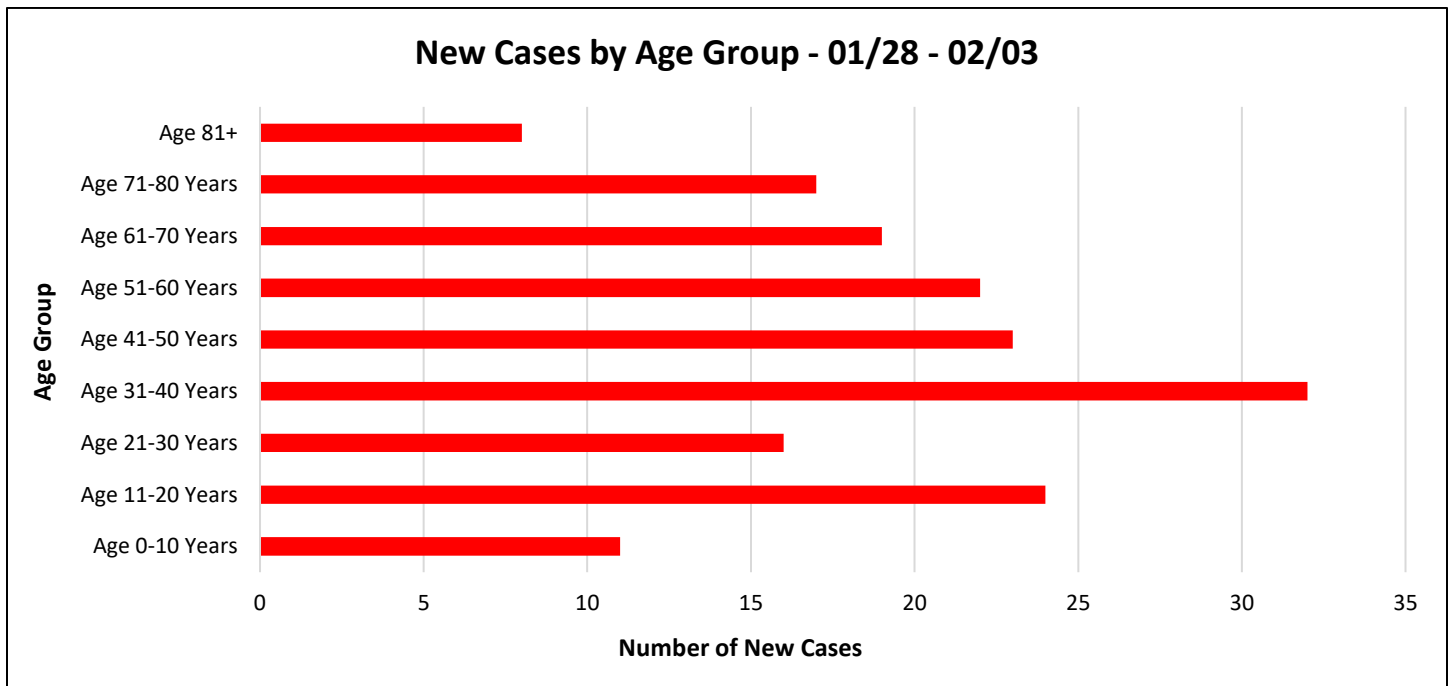
### Cumulative Data

Cumulative data for Coronavirus Disease 2019 (COVID-19) cases in Huron County, Ohio as of Thursday, February 3, 2022 at 4:00pm. HCPH has reported a total of 14,155 cases to date.

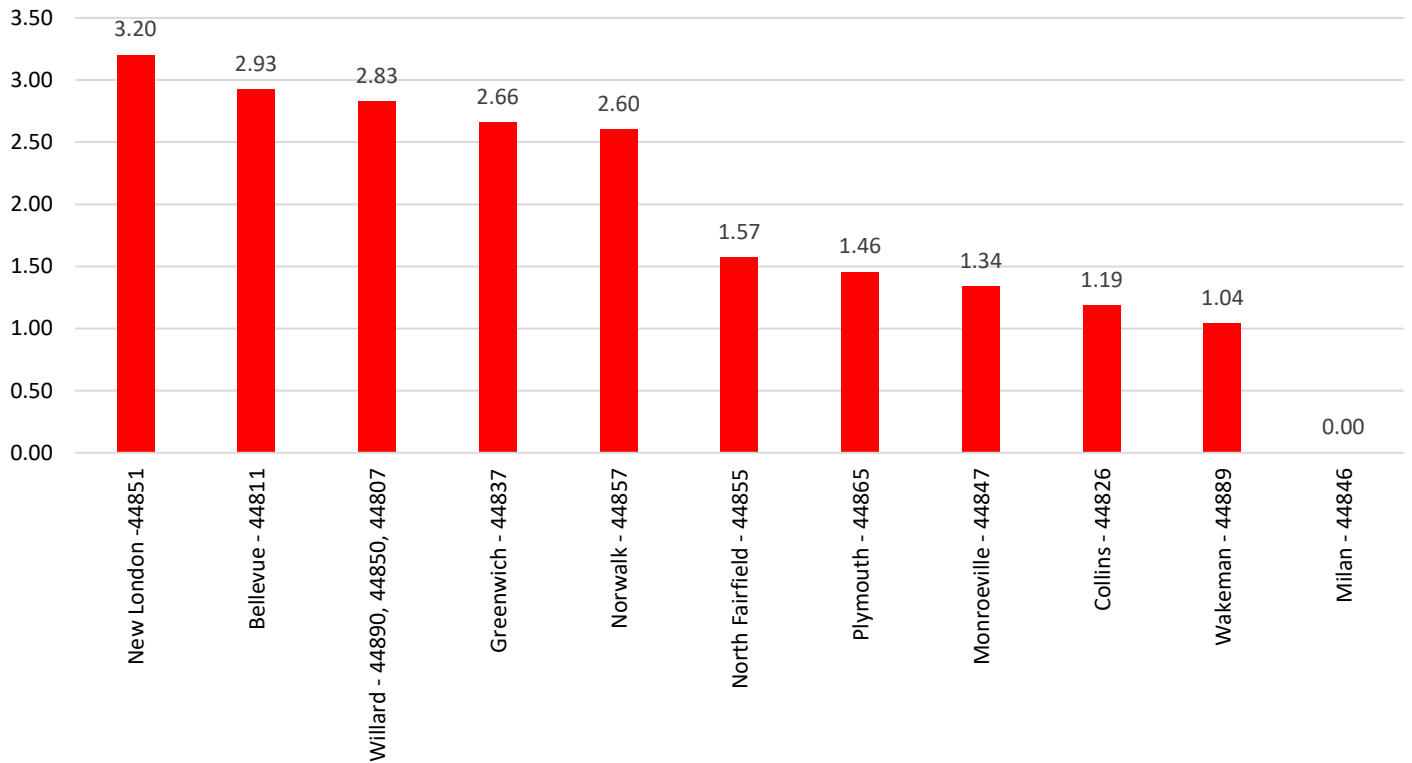


## Current Week Data

For the reporting period of 1/28/2022-2/03/2022, there were **172 new cases** reported. The graphs below indicate positive COVID-19 cases in Huron County for the reporting period of 1/28/2022-2/03/2022, shown by age group and by zip code (by both case counts and incidence rate).



## Current Week Infection Rate per 1,000 Residents



## Two Week Incidence Rate

Huron County currently ranks 72<sup>nd</sup> among all Ohio counties for two-week incidence rate for the current reporting period. Last week, Huron County ranked 71<sup>st</sup>.

## Cases per 100,000 Residents Over 2 Weeks

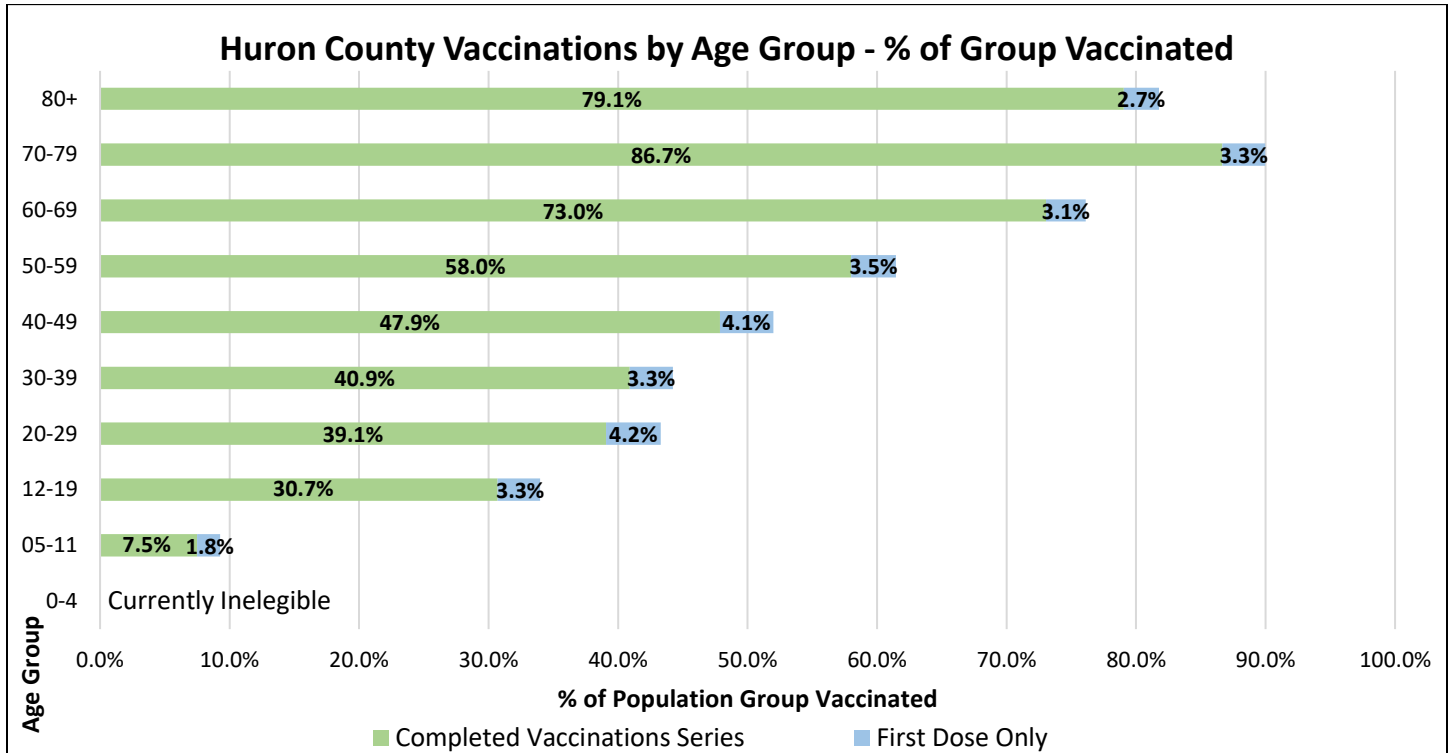
Statewide Average: 949.5

#	County	Cases Per 100K	Case Count	Population	#	County	Cases Per 100K	Case Count	Population	#	County	Cases Per 100K	Case Count	Population	#	County	Cases Per 100K	Case Count	Population
1	Lawrence	2,845.5	1,692	59,463	23	Pickaway	1,476.3	863	58,457	45	Jefferson	1,212.4	792	65,325	67	Sandusky	888.6	520	58,518
2	Scioto	2,360.8	1,778	75,314	24	Champaign	1,476.1	574	38,885	46	Preble	1,201.0	491	40,882	68	Ashland	837.6	448	53,484
3	Brown	2,261.0	982	43,432	25	Union	1,422.3	839	58,988	47	Logan	1,178.0	538	45,672	69	Lucas	816.2	3,496	428,348
4	Gallia	2,164.0	647	29,898	26	Warren	1,410.0	3,308	234,602	48	Van Wert	1,142.4	323	28,275	70	Columbiana	784.2	799	101,883
5	Fayette	2,163.0	617	28,525	27	Monroe	1,398.9	191	13,654	49	Delaware	1,115.3	2,333	209,177	71	Tuscarawas	744.7	685	91,987
6	Adams	2,133.7	591	27,698	28	Montgomery	1,391.6	7,399	531,687	50	Richland	1,110.2	1,345	121,151	72	Huron	719.1	419	58,266
7	Jackson	2,110.3	684	32,413	29	Harrison	1,369.7	206	15,040	51	Madison	1,095.4	490	44,731	73	Ottawa	718.1	291	40,525
8	Pike	2,084.8	579	27,772	30	Perry	1,367.1	494	36,134	52	Henry	1,084.9	293	27,006	74	Carroll	687.4	185	26,914
9	Clinton	1,965.8	825	41,968	31	Paulding	1,365.7	255	18,672	53	Hamilton	1,082.4	8,848	817,473	75	Erie	665.2	494	74,266
10	Highland	1,920.7	829	43,161	32	Crawford	1,359.2	564	41,494	54	Fulton	1,077.7	454	42,126	76	Wayne	661.1	765	115,710
11	Clermont	1,769.6	3,653	206,428	33	Williams	1,338.2	491	36,692	55	Licking	1,076.0	1,903	176,862	77	Mahoning	620.9	1,420	228,683
12	Ross	1,760.9	1,350	76,666	34	Hardin	1,307.2	410	31,365	56	Knox	1,055.8	658	62,322	78	Trumbull	541.0	1,071	197,974
13	Athens	1,711.4	1,118	65,327	35	Meigs	1,305.3	299	22,907	57	Noble	1,053.8	152	14,424	79	Stark	517.5	1,918	370,606
14	Vinton	1,696.6	222	13,085	36	Butler	1,301.1	4,985	383,134	58	Mercer	1,034.7	426	41,172	80	Portage	459.2	746	162,466
15	Hocking	1,691.2	478	28,264	37	Allen	1,284.8	1,315	102,351	59	Coshocton	1,030.1	377	36,600	81	Medina	452.9	814	179,746
16	Clark	1,649.0	2,211	134,083	38	Greene	1,273.8	2,152	168,937	60	Hancock	1,027.9	779	75,783	82	Ashtabula	440.1	428	97,241
17	Guernsey	1,643.7	639	38,875	39	Shelby	1,267.8	616	48,590	61	Morrow	1,013.4	358	35,328	83	Lorain	390.9	1,211	309,833
18	Belmont	1,599.9	1,072	67,006	40	Defiance	1,252.4	477	38,087	62	Seneca	1,005.8	555	55,178	84	Summit	376.3	2,036	541,013
19	Marion	1,554.7	1,012	65,093	41	Fairfield	1,250.8	1,971	157,574	63	Wood	996.8	1,304	130,817	85	Holmes	352.6	155	43,960
20	Muskingum	1,547.3	1,334	86,215	42	Washington	1,246.8	747	59,911	64	Franklin	954.8	12,572	1,316,756	86	Lake	296.8	683	230,149
21	Morgan	1,537.1	223	14,508	43	Auglaize	1,241.9	567	45,656	65	Wyandot	923.2	201	21,772	87	Geauga	287.2	269	93,649
22	Darke	1,492.8	763	51,113	44	Miami	1,213.2	1,298	106,987	66	Putnam	897.8	304	33,861	88	Cuyahoga	268.4	3,315	1,235,072

## COVID-19 Vaccines

### Huron County Resident COVID-19 Data

Vaccination percentages for residents of Huron County, Ohio by age can be found in the chart below. Statewide vaccination data can be found at: <https://coronavirus.ohio.gov/wps/portal/gov/covid-19/dashboards/covid-19-vaccine/covid-19-vaccination-dashboard>.



### Primary COVID-19 Vaccinations

Everyone 5 years and older is now eligible to get a COVID-19 vaccination. To learn more about COVID-19 vaccinations, visit: <https://www.cdc.gov/coronavirus/2019-ncov/vaccines/index.html>.

Huron County Public Health (HCPH) currently has the Pfizer, Moderna and Janssen (Johnson & Johnson) vaccine available for appointments at HCPH's office in Norwalk for individuals aged 5+ interested in receiving the Pfizer vaccine, or Moderna and Janssen (Johnson & Johnson) vaccine for individuals age 18+.

Interested individuals can schedule a vaccination or booster appointment at HCPH by calling 419-668-1652 ext. 241. Please bring a valid ID and insurance information to your vaccination appointment. Individuals must be 5+ to receive the Pfizer vaccine, and 18+ to receive the Moderna or Johnson & Johnson vaccine. Individuals under the age of 18 must have a parent or legal guardian present with them at the appointment.

## Booster Doses

Everyone ages 12 and older can get a booster shot. The chart below outlines current booster recommendations:

IF YOU RECEIVED <b>Pfizer-BioNTech</b>	<b>Who should get a booster:</b> <ul style="list-style-type: none"><li>Everyone 12 years and older</li></ul>	<b>When to get a booster:</b> <ul style="list-style-type: none"><li>At least 5 months after completing your primary COVID-19 vaccination series</li></ul>	<b>Which booster can you get:</b> <ul style="list-style-type: none"><li>Pfizer-BioNTech or Moderna (mRNA COVID-19 vaccines) are preferred in most* situations</li><li>Teens 12–17 years old may only get a Pfizer-BioNTech COVID-19 vaccine booster</li></ul>
IF YOU RECEIVED <b>Moderna</b>	<b>Who should get a booster:</b> <ul style="list-style-type: none"><li>Adults 18 years and older</li></ul>	<b>When to get a booster:</b> <ul style="list-style-type: none"><li>At least 5 months after completing your primary COVID-19 vaccination series</li></ul>	<b>Which booster can you get:</b> <ul style="list-style-type: none"><li>Pfizer-BioNTech or Moderna (mRNA COVID-19 vaccines) are preferred in most* situations</li></ul>
IF YOU RECEIVED <b>Johnson &amp; Johnson's Janssen*</b>	<b>Who should get a booster:</b> <ul style="list-style-type: none"><li>Adults 18 years and older</li></ul>	<b>When to get a booster:</b> <ul style="list-style-type: none"><li>At least 2 months after receiving your J&amp;J/Janssen COVID-19 vaccination</li></ul>	<b>Which booster can you get:</b> <ul style="list-style-type: none"><li>Pfizer-BioNTech or Moderna (mRNA COVID-19 vaccines) are preferred in most* situations</li></ul>

For more information on boosters, visit: <https://www.cdc.gov/coronavirus/2019-ncov/vaccines/booster-shot.html>.

## COVID-19 At Home Test Kit Update

Although HCPH does not have test kits available for public distribution at this time, kits may be accessed in the following ways:

- Each household nationwide is eligible to order four free at-home COVID-19 test kits at <https://www.covidtests.gov/>.
- Eligible communities can order additional free, rapid at-home COVID-19 test kits at <https://www.accesscovidtests.org/>.

- While testing supply chains are challenged, over-the-counter rapid testing kits can still be purchased at many locations, such as pharmacies and grocery stores. Private health insurance will reimburse the cost of purchasing self-tests up to a certain amount each month.
- Testing is also available at many urgent care locations, community health centers, retail locations, and pop-up sites. The ODH website features a searchable map of testing locations at <https://coronavirus.ohio.gov/wps/portal/gov/covid-19/dashboards/other-resources/testing-ch-centers>.

### **Continued Updates**

HCPH reminds residents to continue to use **reputable** sources for information about COVID-19, including [www.huroncohealth.com](http://www.huroncohealth.com), [www.coronavirus.ohio.gov](http://www.coronavirus.ohio.gov) and [www.cdc.gov](http://www.cdc.gov).

Statewide COVID-19 case data can be found on the Ohio Department of Health's COVID-19 Dashboard at: <https://coronavirus.ohio.gov/wps/portal/gov/covid-19/dashboards>.

COVID-19 vaccination data can be found on the Ohio Department of Health's COVID-19 Vaccination Dashboard at: <https://coronavirus.ohio.gov/wps/portal/gov/covid-19/dashboards/covid-19-vaccine/covid-19-vaccination-dashboard>.

###