



28 Executive Drive, Norwalk, OH 44857 | 419-668-1652 | information@huroncohealth.com

WEEKLY INFLUENZA SURVEILLANCE REPORT Nov 27, 2022 – Dec 3, 2022 (MMWR Week 48)

Highlights

- There were 70 positive flu tests this week and 4 flu hospitalization.
- According to the CDC, Ohio now has **"VERY HIGH"** flu activity
- The number of cases this week is higher than it has been in the last 5 years.
- Flu shots are currently available.

Flu in Huron County

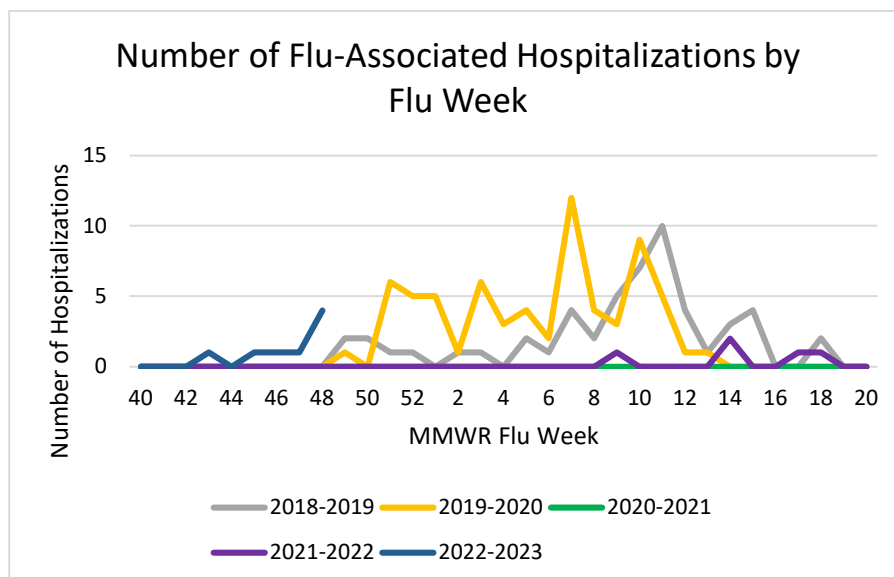
Influenza (flu) Indicator	Current Activity Level	Last Week's Activity Level	Number of Weeks for Trend	This Week Last Year (2021)
Flu Associated Hospitalizations	4	1	▲ 1	0
Number of positive Flu Tests	70	18	▲ 3	0

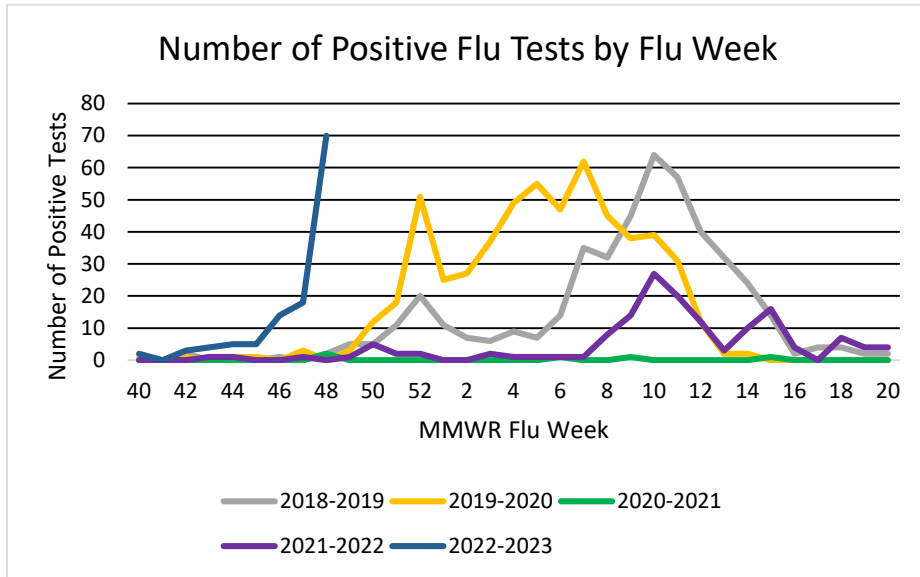
¹Interpret with caution. Indicators with small numbers subject to large weekly percentage fluctuations.

²Number of weeks "▲" = Increase (>10%), "▼" = Decrease (>10%), "●" = Stable (-10% to +10%).

Flu Associated Hospitalizations- There were 4 Flu Associated Hospitalizations this week. This data is received through the Ohio Disease Reporting System, based on reporting date.

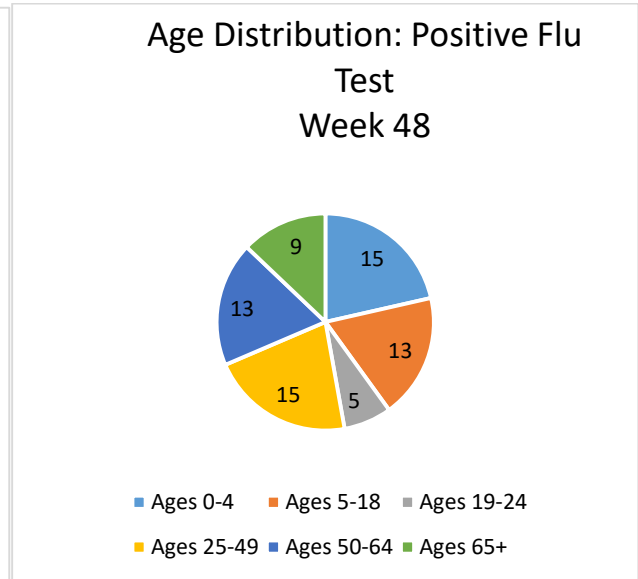
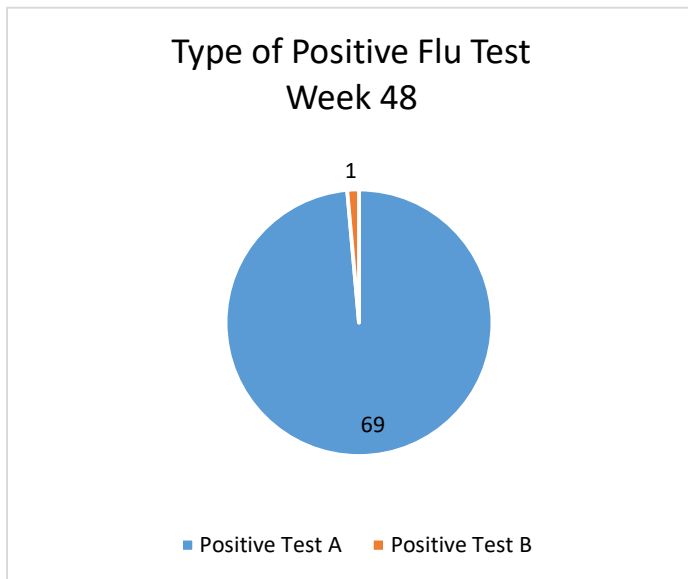
Number of positive flu tests - There were 70 positive flu antigen tests reported to Huron County Public Health by hospitals this week and doctors' offices.

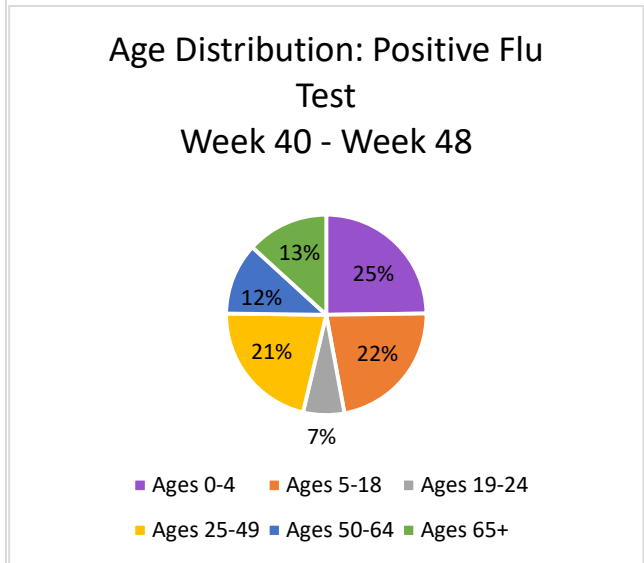
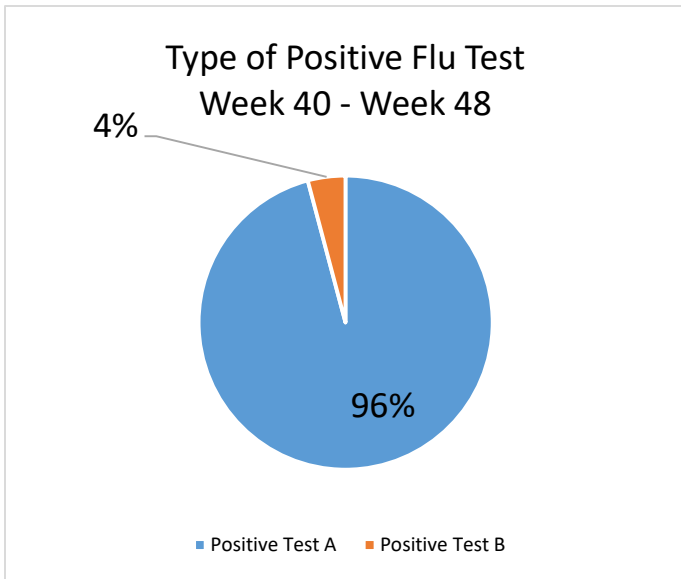
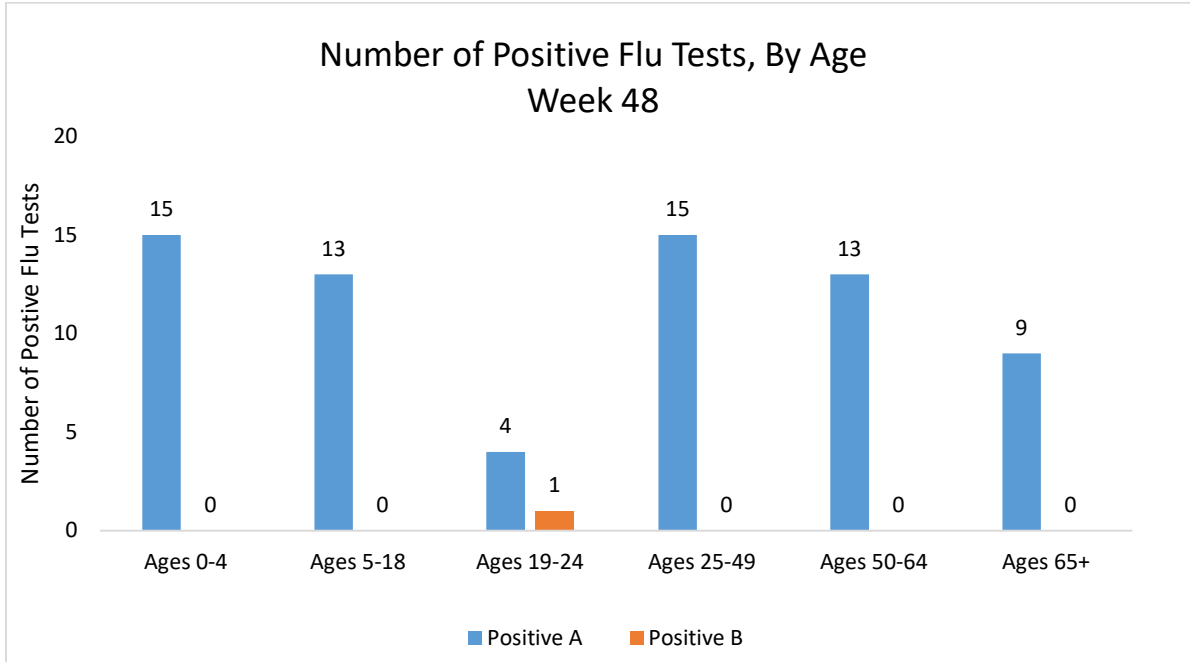


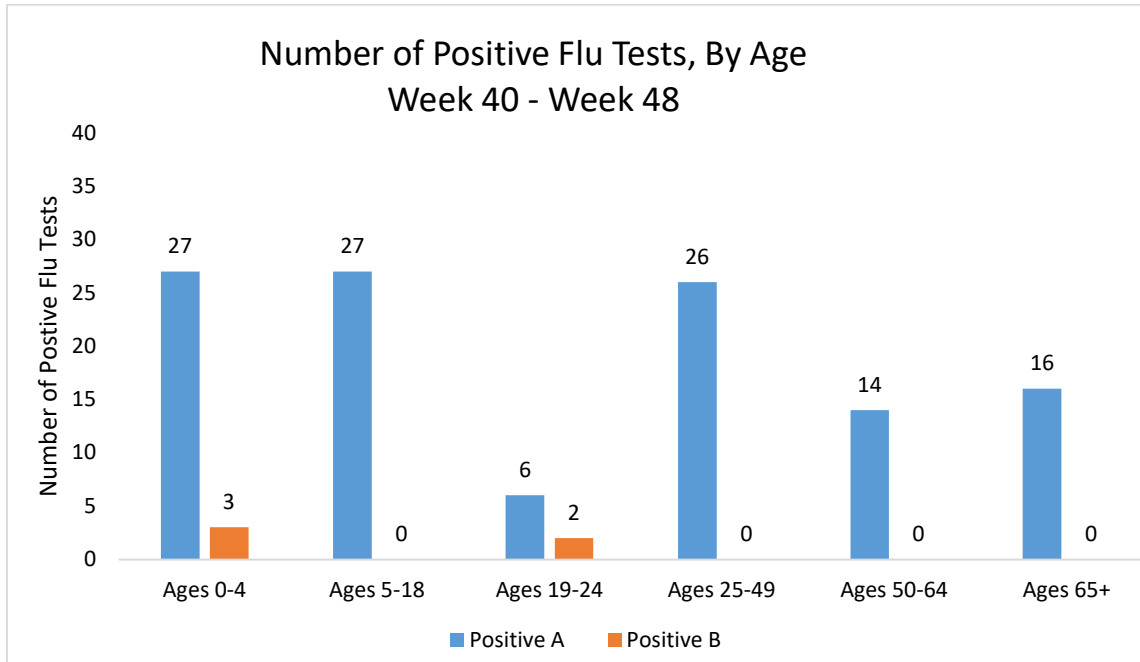


Week 48 Positive Flu Tests, Age Distribution

Flu Tests	Count (Age 0-4)	Count (Age 5-18)	Count (Age 19-24)	Count (Age 25-49)	Count (Age 50-64)	Count (Age 65+)
Tests completed	50	44	15	86	36	53
Positive A	15	13	4	15	13	9
Positive B	0	0	1	0	0	0







Cumulative Influenza Numbers to date	2019	2020	2021	2022
Influenza Associated Hospitalizations (IAH) Reported by Admission Year ³	61	56	0	13
IAH Comparison by flu season week (October-May or weeks 35-20). Current season (2022-2023)	2019-2020 68	2020-2021 0	2021-2022 5	2022-2023 8

Cumulative Influenza Numbers to date- In 2022, there have been 13 influenza associated hospitalizations. There are 8 influenza associated hospitalizations for the 2022-2023 Influenza season. This data is received from the Ohio Disease Reporting System.

