





28 Executive Drive, Norwalk, OH 44857 | 419-668-1652 | information@huroncohealth.com

WEEKLY INFLUENZA SURVEILLANCE REPORT Apr 2, 2023 – Apr 8, 2023 (MMWR Week 14)




Highlights

- There was 1 positive flu test this week and 1 flu hospitalization.
- According to the CDC, Ohio is now listed as having minimal flu activity.
- Flu shots are currently available.

Flu in Huron County

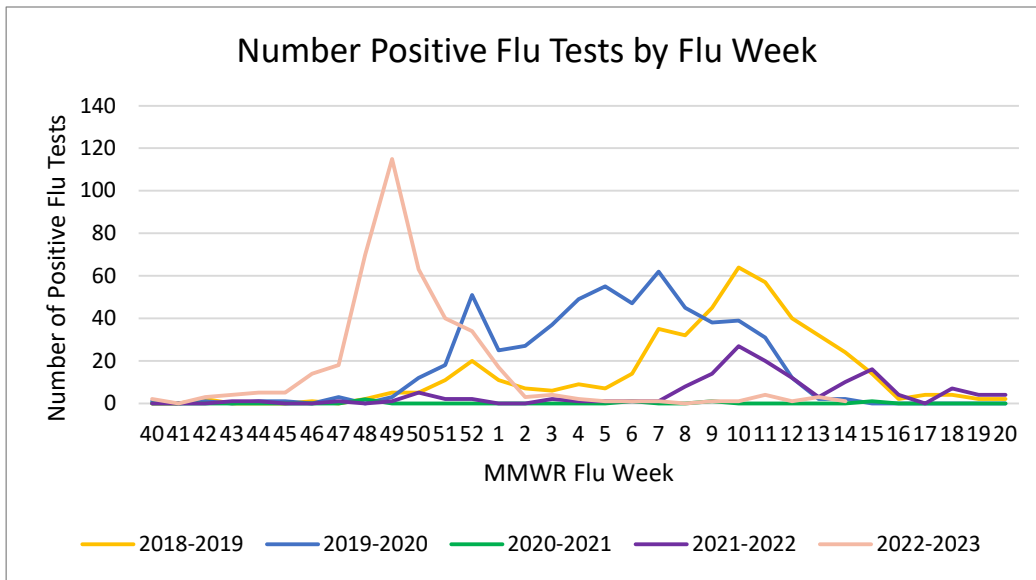
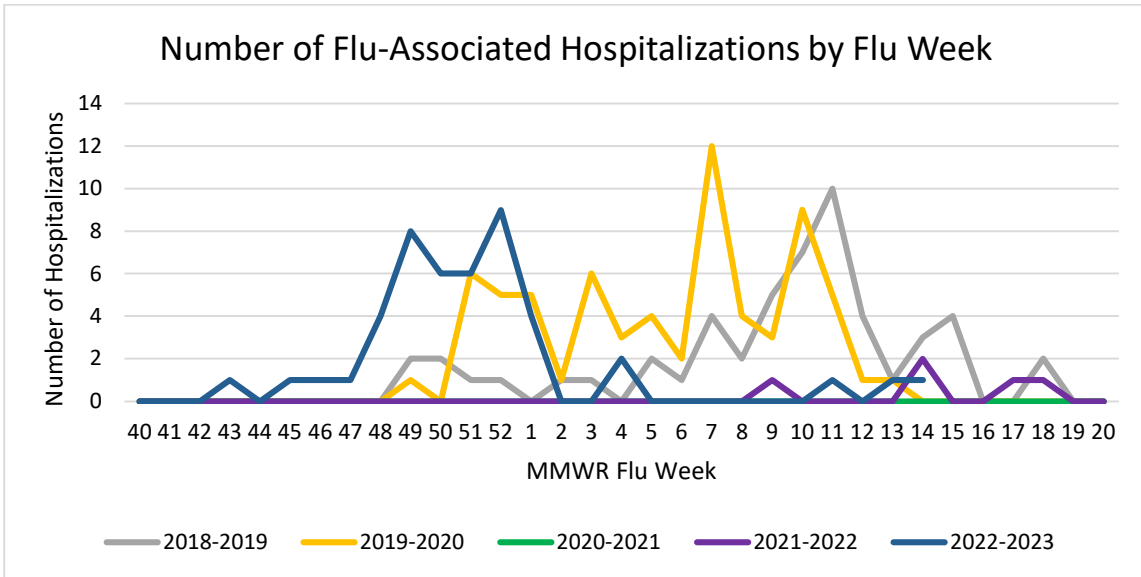
Influenza (flu) Indicator	Current Activity Level	Last Week's Activity Level	Number of Weeks for Trend	This Week Last Year (2022)
Flu Associated Hospitalizations	1	1	 1	2
Number of positive Flu Tests	1	3	 1	10

¹Interpret with caution. Indicators with small numbers subject to large weekly percentage fluctuations.

²Number of weeks "" = Increase (>10%), "" = Decrease (>10%), "" = Stable (-10% to +10%).

Flu Associated Hospitalizations- There was 1 Flu Associated Hospitalization this week. This data is received through the Ohio Disease Reporting System, based on reporting date. Hospitalizations include Huron County residents who are tested and hospitalized outside the county,

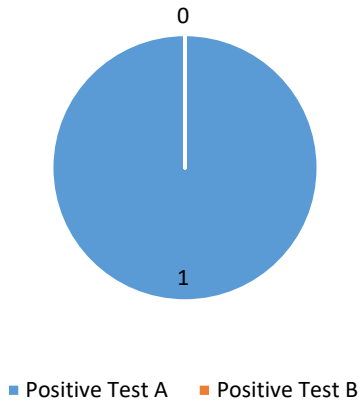
Number of positive flu tests - There was 1 positive flu antigen test reported to Huron County Public Health by hospitals this week and doctors' offices.



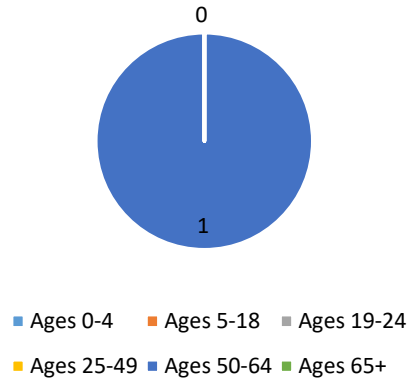
Week 14 Positive Flu Tests, Age Distribution

Flu Tests	Count (Age 0-4)	Count (Age 5-18)	Count (Age 19-24)	Count (Age 25-49)	Count (Age 50-64)	Count (Age 65+)
Tests completed	17	8	5	17	16	12
Positive A	0	0	0	0	1	0
Positive B	0	0	0	0	0	0

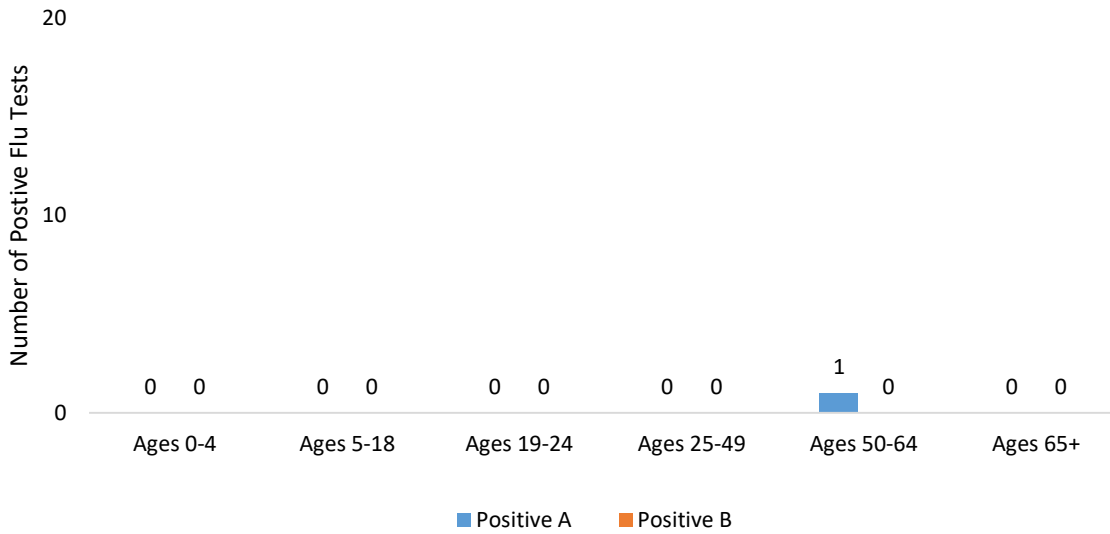
Type of Positive Flu Test
Week 14

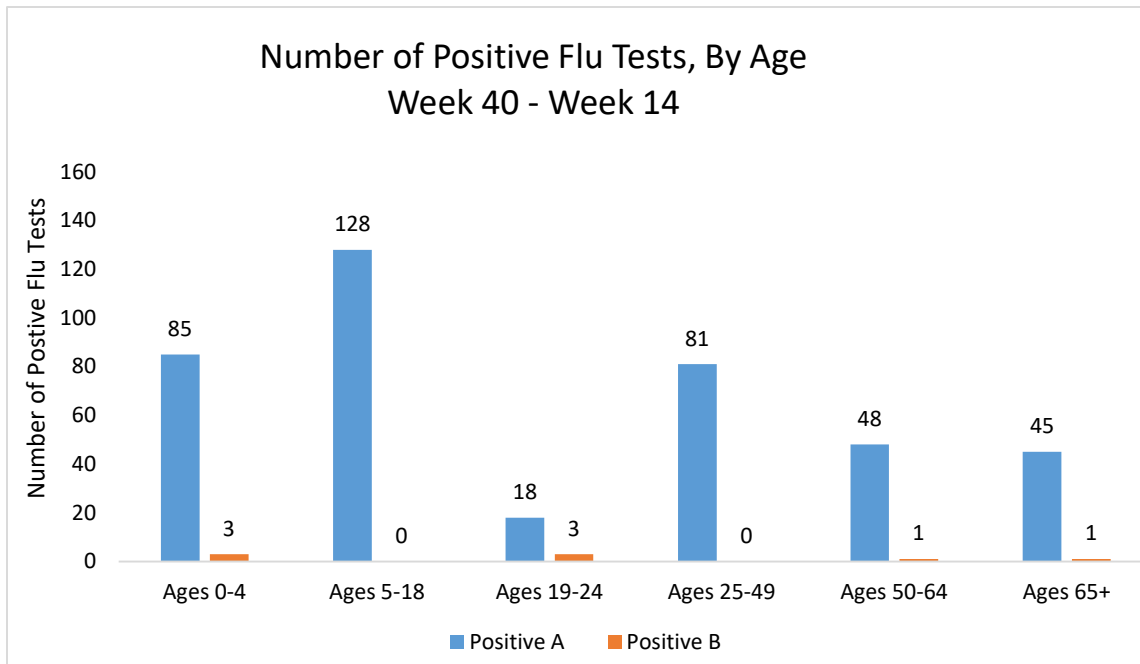
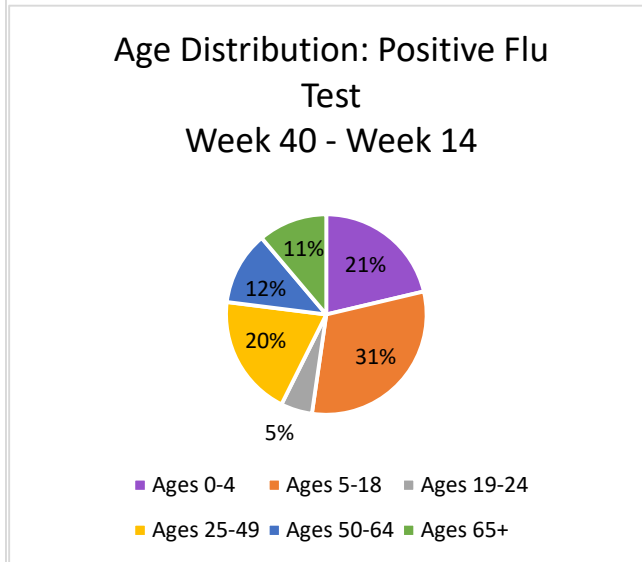
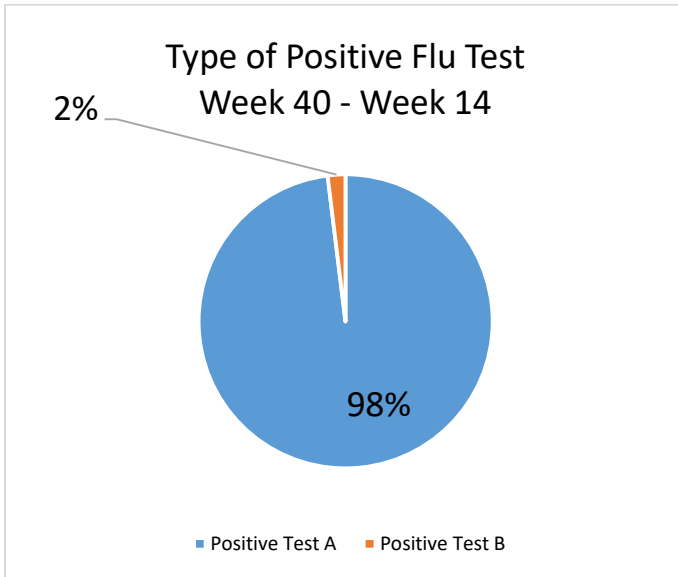


Age Distribution: Positive Flu Test
Week 14



Number of Positive Flu Tests, By Age
Week 14





Cumulative Influenza Numbers to date	2020	2021	2022	2023
Influenza Associated Hospitalizations (IAH) Reported by Admission Year ³	56	0	42	9
IAH Comparison by flu season week (October-May or weeks 35-20). Current season (2022-2023)	2019-2020 68	2020-2021 0	2021-2022 5	2022-2023 46

Cumulative Influenza Numbers to date- In 2023, there have been 9 influenza associated hospitalizations. There are 46 influenza associated hospitalizations for the 2022-2023 Influenza season. This data is received from the Ohio Disease Reporting System.

The CDC reporting is 1 week behind our current report. The following is the CDC ILI map for week 13

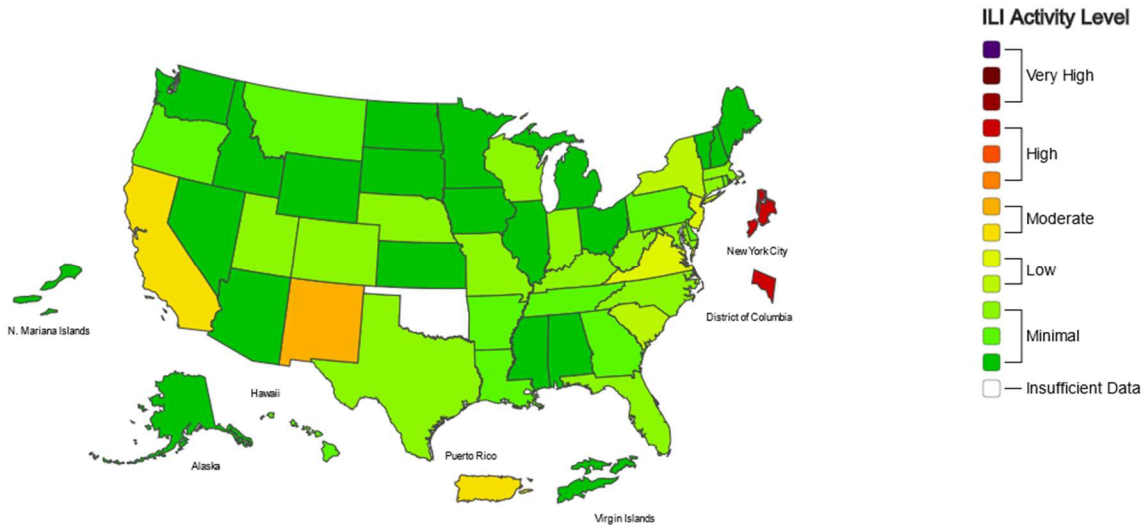


A Weekly Influenza Surveillance Report Prepared by the Influenza Division

Outpatient Respiratory Illness Activity Map Determined by Data Reported to ILINet

This system monitors visits for respiratory illness that includes fever plus a cough or sore throat, also referred to as ILI, not laboratory confirmed influenza and may capture patient visits due to other respiratory pathogens that cause similar symptoms.

2022-23 Influenza Season Week 13 ending Apr 01, 2023



*This map uses the proportion of outpatient visits to healthcare providers for influenza-like illness to measure the ILI activity level within a state. It does not, however, measure the extent of geographic spread of flu within a state. Therefore, outbreaks occurring in a single city could cause the state to display high activity levels.

*Data collected in ILINet may disproportionately represent certain populations within a state, and therefore may not accurately depict the full picture of influenza activity for the whole state.

*Data displayed in this map are based on data collected in ILINet, whereas the State and Territorial flu activity map are based on reports from state and territorial epidemiologists. The data presented in this map is preliminary and may change as more data is received.

*Differences in the data presented by CDC and state health departments likely represent differing levels of data completeness with data presented by the state likely being the more complete.

*For the data download you can use Activity Level for the number and Activity Level Label for the text description.

*This graphic notice means that you are leaving an HHS Web site.

For more information, please see CDC's Exit Notification and Disclaimer policy.

For more information on the methodology, please visit Outpatient Illness Surveillance methods section.