



28 Executive Drive, Norwalk, OH 44857 | 419-668-1652 | information@huroncohealth.com

WEEKLY INFLUENZA SURVEILLANCE REPORT

Jan 2, 2022 – Jan 8, 2022 (MMWR Week 1)

Highlights

- There were 0 positive flu tests this week and 0 flu hospitalizations.
- According to the CDC, Ohio flu activity is listed as High. Flu activity across the country is increasing significantly. Please see the CDC graphic at the end of this report.
- Flu hospitalizations are increasing in Ohio, especially in the western portion of the state.
- Flu shots are now available for the 2021-2022 flu season.

Flu in Huron County

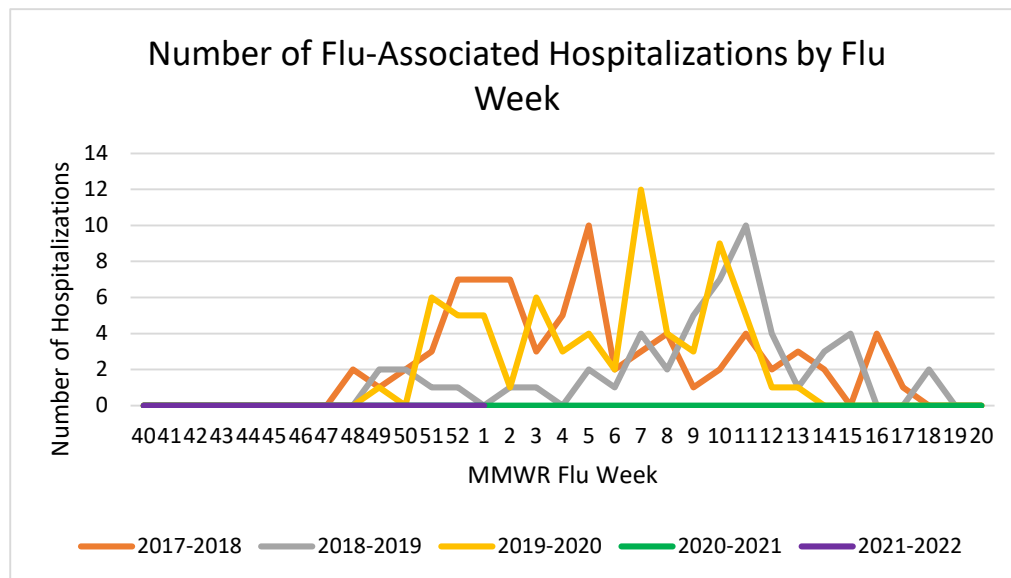
Influenza (flu) Indicator	Current Activity Level	Last Week's Activity Level	Number of Weeks for Trend	This Week Last Year (2020)
Flu Associated Hospitalizations	0	0	● 13	0
Number of positive Flu Tests	0	2	▼ 1	0

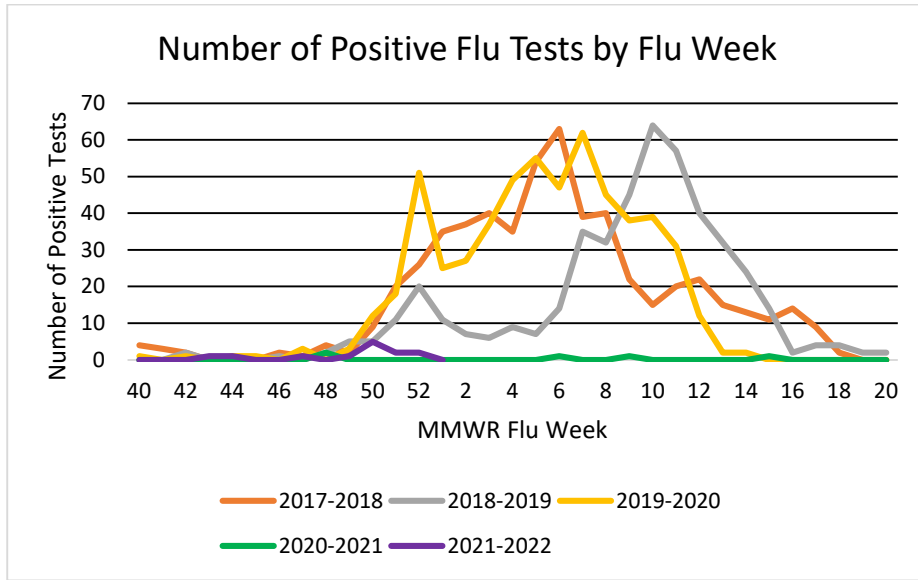
¹Interpret with caution. Indicators with small numbers subject to large weekly percentage fluctuations.

²Number of weeks "▲" = Increase (>10%), "▼" = Decrease (>10%), "●" = Stable (-10% to +10%).

Flu Associated Hospitalizations- There were 0 Flu Associated Hospitalizations this week. This data is received through the Ohio Disease Reporting System, based on onset date.

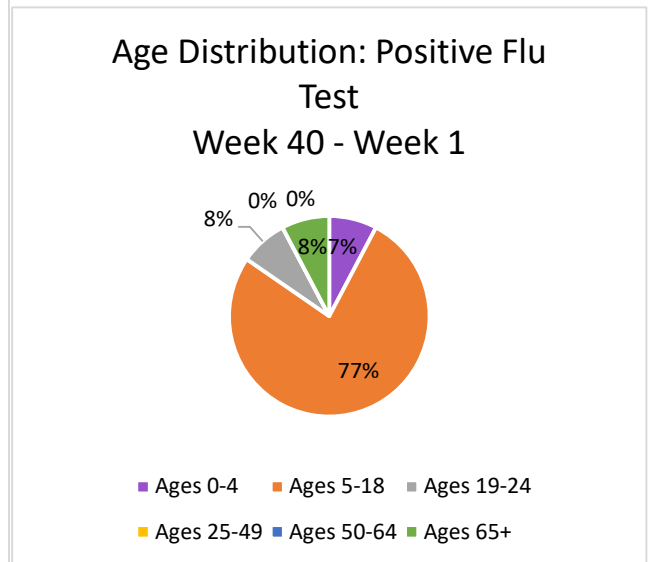
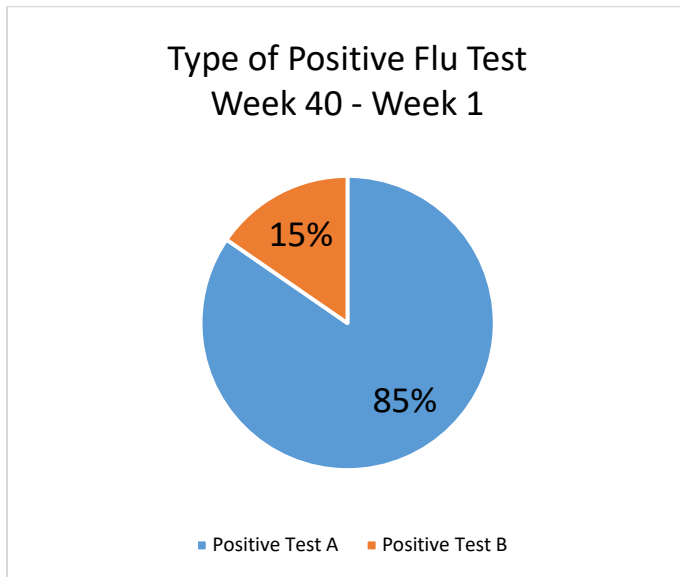
Number of positive flu tests - There were 0 positive flu antigen test reported to Huron County Public Health by hospitals this week.

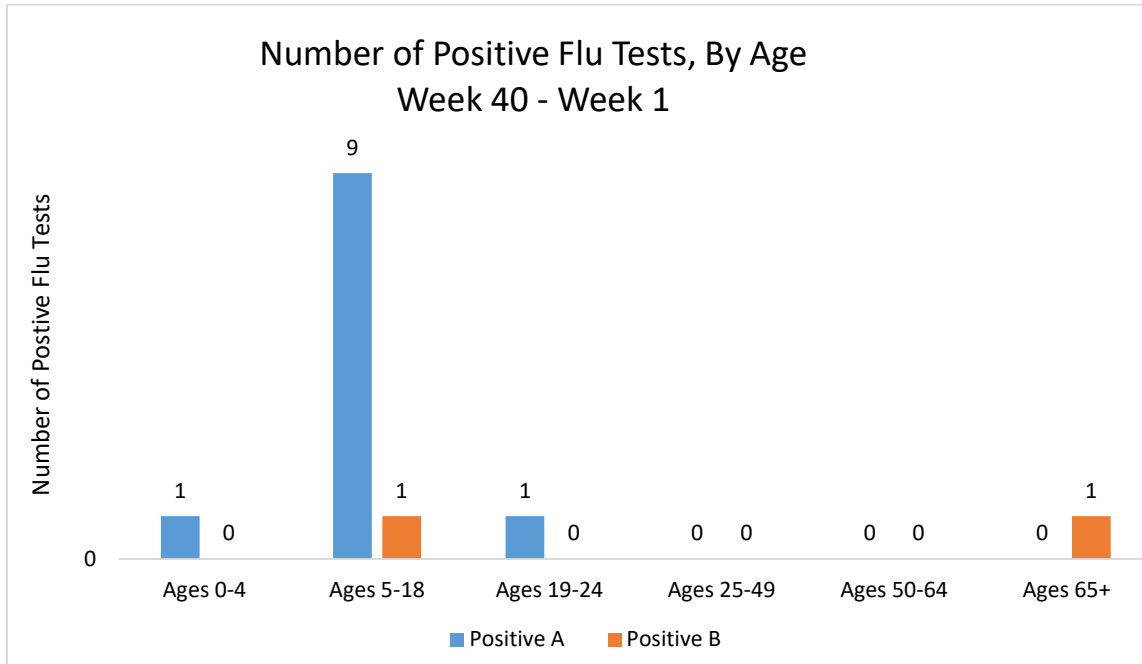




Week 1 Positive Flu Tests, Age Distribution

Flu Tests	Count (Age 0-4)	Count (Age 5-18)	Count (Age 19-24)	Count (Age 25-49)	Count (Age 50-64)	Count (Age 65+)
Tests completed	20	7	9	11	12	11
Positive A	0	0	0	0	0	0
Positive B	0	0	0	0	0	0





Cumulative Influenza Numbers to date	2019	2020	2021	2022
Influenza Associated Hospitalizations (IAH) Reported by Admission Year ³	61	56	0	0
IAH Comparison by flu season week (October-May or weeks 40-20). Current season (2021-2022)	2018-2019 53	2019-2020 68	2020-2021 0	2021-2022 0

Cumulative Influenza Numbers to date- In 2022, there have been 0 influenza associated hospitalizations. There are 0 influenza associated hospitalizations for the 2021-2022 Influenza season. This data is received from the Ohio Disease Reporting System.

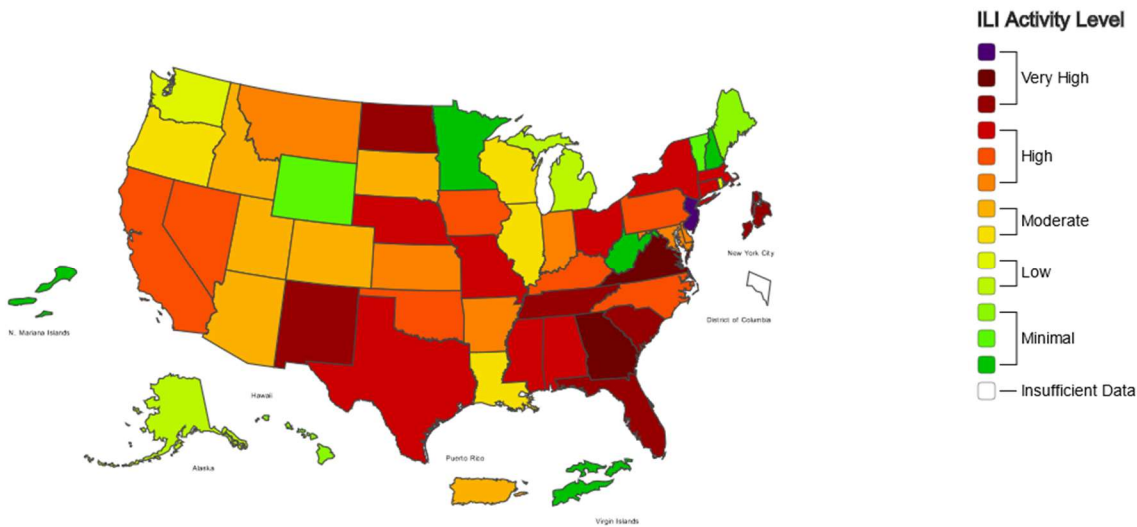
The CDC reporting is 1 week behind our current report. The following is the CDC ILI map for week 52.



A Weekly Influenza Surveillance Report Prepared by the Influenza Division Outpatient Respiratory Illness Activity Map Determined by Data Reported to ILINet

This system monitors visits for respiratory illness that includes fever plus a cough or sore throat, also referred to as ILI, not laboratory confirmed influenza and may capture patient visits due to other respiratory pathogens that cause similar symptoms.

2021-22 Influenza Season Week 52 ending Jan 01, 2022



*This map uses the proportion of outpatient visits to healthcare providers for influenza-like illness to measure the ILI activity level within a state. It does not, however, measure the extent of geographic spread of flu within a state. Therefore, outbreaks occurring in a single city could cause the state to display high activity levels.

*Data collected in ILINet may disproportionately represent certain populations within a state, and therefore may not accurately depict the full picture of influenza activity for the whole state.

*Data displayed in this map are based on data collected in ILINet, whereas the State and Territorial flu activity map are based on reports from state and territorial epidemiologists. The data presented in this map is preliminary and may change as more data is received.

*Differences in the data presented by CDC and state health departments likely represent differing levels of data completeness with data presented by the state likely being the more complete.

*For the data download you can use Activity Level for the number and Activity Level Label for the text description.

*This graphic notice means that you are leaving an HHS Web site.

For more information, please see CDC's Exit Notification and Disclaimer policy.

For more information on the methodology, please visit Outpatient Illness Surveillance methods section.